


# Reading 3M MonitorMark™ Temperature Indicators

**MCKESSON**  
Empowering Healthcare



*Review this guide to read this temperature indicator.*

### Vaccine Temperature Monitor

A 3M MonitorMark™ Time Temperature Indicator is in this shipment to assure that your vaccines have been shipped under manufacturer-recommended conditions. The indicator shows temperature exposure only – not information about vaccine quality. This monitor must be “turned on” when you receive it. A small white tab on the left side of the monitor with the words “To Activate Fold Up and Pull” has been removed. If you see this tab, please report right away.

### Accepting a Vaccine Shipment

- On arrival, remove the instruction card with the 3M MonitorMark Time Temperature Indicator from the shipment box right away.
- Follow the guide on the back of this card to read the monitor.
- Examine the vaccines and shipping box for any signs of damage.
- **If you have any questions or concerns when reading the monitor, if the monitor is not activated or if you see damage to the package, call 877-TEMP123 (877-836-7123) or your state / local immunization program right away.**
- Store vaccines as instructed below.

### Vaccine Storage Requirements

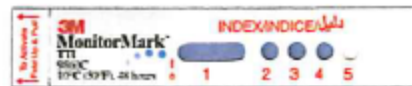

- Take the vaccines out of the shipping box immediately upon receipt.
- Remove the vaccines from the plastic bag.
- Refrigerate immediately at 35° to 46°F (2° to 8°C).
- Do not freeze or expose to freezing temperatures.

## How to Read the 3M MonitorMark Time Temperature Indicator

As soon as you receive this shipment, remove the 3M MonitorMark Time Temperature Indicator and check the Index. Please note that all pictures below are examples only. Please read the monitor on the other side of this card.



### For all vaccines excluding MMR:

- If the Index color is 0-2, store the vaccines as instructed and begin use.
- If the Index color is 3-5, store the vaccines as instructed and call **877-TEMP123 (877-836-7123)** or your state / local immunization program right away for further instruction before using.



### For MMR vaccines only:

- If the Index color is 0-1, store the vaccines as instructed and begin use.
- If the Index color is 2-5, store the vaccines as instructed and call **877-TEMP123 (877-836-7123)** or your state / local immunization program right away for further instruction before using.



### 3M MonitorMark Time Temperature Indicator decision table:

Indicator Color	Vaccine Type	
	Vaccines (excluding MMR)	MMR
0-1	Ready for Use	
2	Ready for Use	Call <b>877-TEMP123 (877-836-7123)</b> or your state / local immunization program <u>right away</u>
3-5	Call <b>877-TEMP123 (877-836-7123)</b> or your state / local immunization program <u>right away</u>	

Call **877-TEMP123 (877-836-7123)** or your state / local immunization program right away if you have questions or concerns when reading the temperature indicator or if you see damage to the package.

*Review this guide to read this temperature indicator.*

## Vaccine Temperature Monitor

A TransTracker® C FREEZEmarker® Indicator is in this shipment to assure that your vaccines have been shipped under manufacturer-recommended conditions. The indicator shows temperature exposure only – not information about vaccine quality.

## Accepting a Vaccine Shipment

- On arrival, remove the instruction card with the FREEZEmarker Indicator from the shipment box right away.
- Follow the guide on the back of this card to read the monitor.
- Examine the vaccines and shipping box for any signs of damage.
- **If you have any questions or concerns when reading the monitor, if the monitor is not activated or if you see damage to the package, call 877-TEMP123 (877-836-7123) or your state / local immunization program right away.**
- Store vaccines as instructed below.

## Vaccine Storage Requirements

- Take the vaccines out of the shipping box immediately upon receipt.
- Remove the vaccines from the plastic bag.
- Refrigerate immediately at 35° to 46°F (2° to 8°C).
- Do not freeze or expose to freezing temperatures.

TransTracker® and FREEZEmarker® are registered trademarks of  
TempTime Corporation, 116 American Road, Morris Plains, NJ.

## How to Read the TransTracker C FREEZEmarker Indicator

As soon as you receive this shipment, press the FREEZEmarker indicator with your thumb and compare it to the chart below. Please note that pictures below are examples only.



- If the indicator shows a white checkmark, as shown here, store the vaccines as instructed and begin use.



- If the indicator is white and cloudy, as shown below, store the vaccines as instructed and call **877-TEMP123 (877-836-7123)** or your state / local immunization program right away for further instruction before using.



### TransTracker C FREEZEmarker Indicator decision table:

Indicator	Vaccine Type	
	MMR, ActHIB, LAIV	All other vaccine
	Ready for Use	
	Ready for Use	Call <b>877-TEMP123 (877-836-7123)</b> or your state / local immunization program <u>right away</u>

**Call 877-TEMP123 (877-836-7123) or your state / local immunization program right away if you have questions or concerns when reading the temperature indicator or if you see damage to the package.**