

Freezer Setup for Vaccine Storage

A carefully organized freezer helps protect vaccines and facilitates vaccine inventory management. Freeze MMR, MMRV, Varicella, and Zoster vaccines.

✓ Separate the VFC vaccine supply from privately purchased vaccine and label them clearly.

✓ Group and label vaccines by pediatric, adolescent, and adult types.

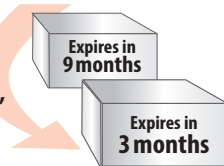
✓ Place vaccine boxes in breathable plastic mesh boxes or directly on shelves.

✓ Always keep vaccines in their original boxes. Do not open the box until you are ready to use the vaccine.

✓ Keep baskets 2-3 inches from walls and other baskets.

✓ Store vaccines with the earliest expiration dates to the front of the shelf.

If you have vaccines that will expire in 3–6 months that you will not be able to use, notify the VFC Call Center.

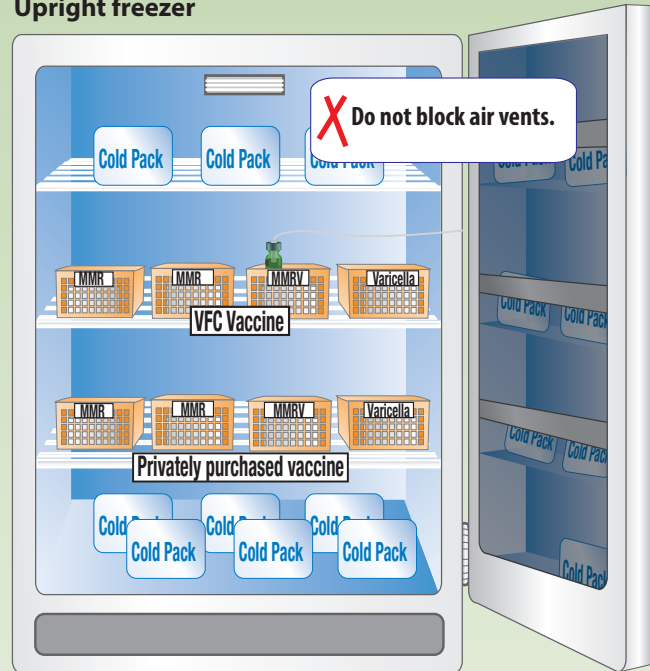


✓ Keep temperatures 5.0°F or colder.

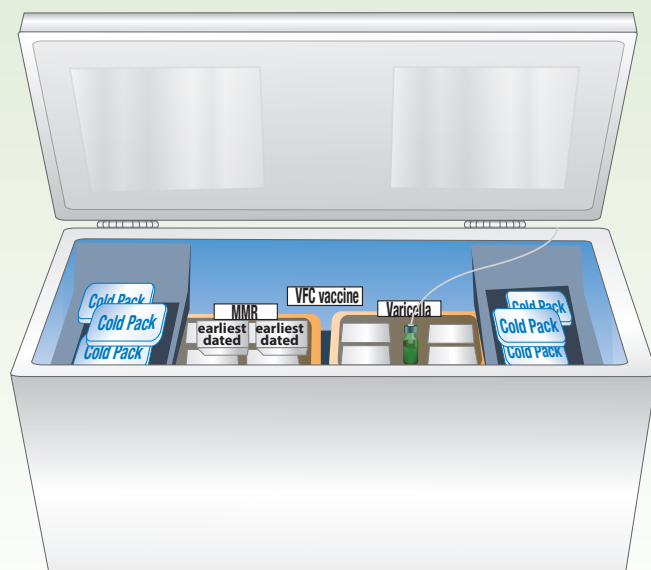
Aim for 0.0° F or colder



Upright freezer



Chest freezer



If you have any problems with your freezer, keep the freezer door shut and contact the VFC Call Center at (877) 243-8832.

VFC Field Rep.