



▶

# Bridge Access Program (BAP) myCAvax 101

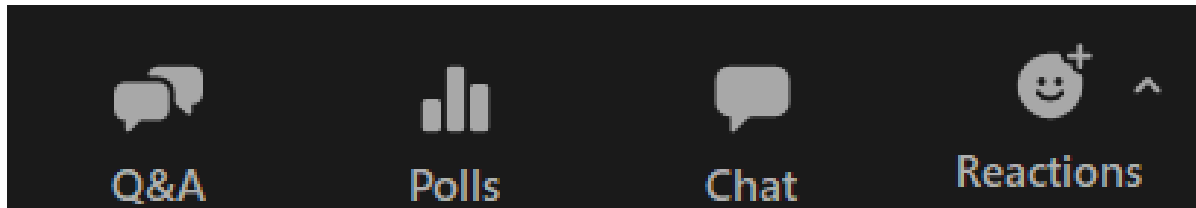
*Special Session*

Friday, September 15, 2023  
11AM – 12PM



# Questions

**During today's session, please use the Q&A panel to ask your questions so subject matter experts can respond directly.**



**Resource links will be dropped into, “Chat”**

# Housekeeping

## Reminder to Panelists:



Please mute yourself when not speaking.

Please monitor the Q&A panel for questions you may be able to answer.

## Reminder to Attendees:



Today's session is being recorded. Slides and webinar recording can be accessed [here](#)



If you have post-webinar questions, please email [leslie.amani@cdph.ca.gov](mailto:leslie.amani@cdph.ca.gov)



# BAP Communications and Listservs

- Email Blanca Corona at [Blanca.Corona@cdph.ca.gov](mailto:Blanca.Corona@cdph.ca.gov) to subscribe to the COVID-19 Vaccine Listserv or to receive help with troubleshooting.
- View [archived communications](#).
- Make sure you mark [ProviderCallCenter@cdph.ca.gov](mailto:ProviderCallCenter@cdph.ca.gov) as a “**safe sender**” on your email account to prevent communications from redirecting to your spam, junk, or other folder.
- **New BAP Listserv:** Providers, MCEs, and LHDs who are subscribed to the COVID-19 vaccine Listserv have been **automatically subscribed** to our new BAP Listserv, which went live earlier this week.



# COVID-19 Vaccine Support

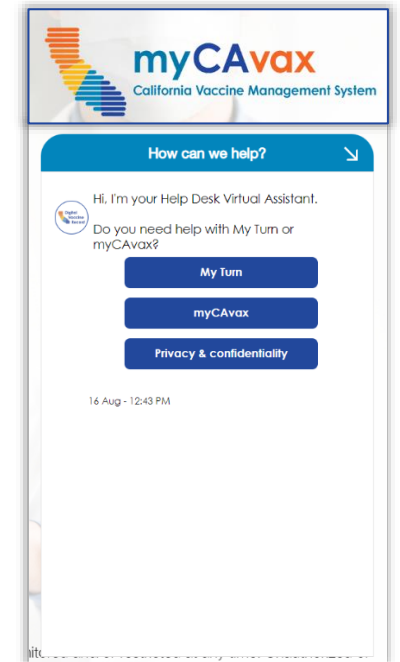
## Provider Call Center

Dedicated to medical providers and Local Health Departments in California, specifically addressing questions about State program requirements, enrollment, and vaccine distribution.

- For myCAvax Help Desk inquiries: [myCAvax.hd@cdph.ca.gov](mailto:myCAvax.hd@cdph.ca.gov)
- For My Turn Clinic Help Desk inquiries: [MyTurn.Clinic.HD@cdph.ca.gov](mailto:MyTurn.Clinic.HD@cdph.ca.gov)
- For all other inquiries: [providercallcenter@cdph.ca.gov](mailto:providercallcenter@cdph.ca.gov)
- Phone: (833) 502-1245, Monday through Friday from 8AM–5PM

## myCAvax

- Virtual Assistant resolves many questions but will direct you to the Provider Call Center queue for live assistance!
- Knowledge Center houses key job aids and videos that are updated every release. Once logged in, you can access job aids from the myCAvax homepage (or at various places throughout the system) using the links as shown below.  Need help? View our jobs aids in the Knowledge Center, or contact us.



# Table of Contents

## What is the Bridge Access Program (BAP)?

- Background on the Bridge Access Program (BAP)
- Vaccine and Clinic Eligibility Guidelines by Funding Source
- Comparing the USG COVID-19 Program and BAP
- What to Expect: My Turn and BAP

## myCAvax 101

- Logging into myCAvax
- Navigating the Provider Community and the Knowledge Center

## Enrollment


- Beginning BAP Enrollment
- Completing BAP Enrollment
- Estimating the Number of Uninsured and Underinsured Patients
- Contact Updates and Completing Enrollment

## Ordering

- Anticipated COVID-19 Vaccine Products in BAP
- BAP Vaccine Management
- BAP Vaccine Shipment and Deliveries
- BAP Vaccine Storage Capacities
- Provider BAP Ordering Timeline
- Ordering BAP Vaccine

## Demo and Q&A

# What is the Bridge Access Program (BAP)?



# Background on the Bridge Access Program (BAP)

On April 18, 2023, the U.S. Department of Health and Human Services (HHS) announced the [HHS Bridge Access Program](#) (BAP) for COVID-19 Vaccines and Treatments. BAP is a temporary measure created to prevent loss of access to free COVID-19 vaccines and treatment for uninsured and underinsured aged 19 years and older. The program will begin September 2023 and will end on December 31, 2024.






More detailed information can be found at the [CDC's Bridge Access Program](#) page, and in the [CDPH BAP Requirements at a Glance](#).

Topic	Bridge Access Program Quick Facts
<b>Storing Vaccine</b>	<ul style="list-style-type: none"> <li>• Similar to previous products.</li> </ul>
<b>Fees</b>	<ul style="list-style-type: none"> <li>• Vaccine is provided free of charge. No administration fee for BAP</li> </ul>
<b>Supply and Anticipated Products</b>	<ul style="list-style-type: none"> <li>• Limited allocations of Pfizer, Moderna, and Novavax.</li> </ul>
<b>Program Timeline</b>	<ul style="list-style-type: none"> <li>• Bridge Access Program will end in December 2024</li> </ul>





# Vaccine and Clinic Eligibility Guidelines by Funding Source


Program	 Vaccines for Children Program	 Bridge Access Program	 Local Health Departments <sup>1</sup> (Routine)	 Vaccines for Adult Program	 State General Funds <sup>2</sup>
<b>Funding</b>	Federal entitlement program for eligible children. Funds are used to pay for vaccines recommended by ACIP.	Limited federal funds (Section 317) for adult populations to maintain access to COVID-19 vaccines through existing public health infrastructure	Limited federal funds (Section 317) used to pay for adult vaccines recommended by ACIP & support limited outbreak control activities via Public Health Departments.	Limited federal funds (Section 317) used to pay for adult vaccines recommended by ACIP and included in the VFA Program.	Limited state funds for the purchase of vaccines to prevent respiratory illness.
<b>Age and Eligibility</b>	<b>Children Birth–18 years:</b> <ul style="list-style-type: none"> <li>• Medi-Cal/CHDP eligible</li> <li>• Uninsured (no health insurance)</li> <li>• American Indian or Alaskan Native</li> <li>• Underinsured: health insurance does not cover vaccines (ONLY if the LHD has a FQHC or RHC designation).</li> </ul>	<b>Adults 19 years and older:</b> <ul style="list-style-type: none"> <li>• Uninsured (no health insurance)</li> <li>• Underinsured (vaccines are not covered by insurance)</li> </ul>	<b>Adults 19 years and older:</b> <ul style="list-style-type: none"> <li>• Uninsured (no health insurance)</li> <li>• Underinsured (vaccines are not covered by insurance)</li> <li>• LHD/CDPH decide on outbreak control, PEP or disaster relief efforts.</li> <li>• Household contacts/sexual contacts of HBsAg+ pregnant woman</li> </ul>	<b>Adults 19 years and older:</b> <ul style="list-style-type: none"> <li>• Uninsured adults (no health insurance)</li> <li>• Underinsured adults (vaccines are not covered by insurance)</li> </ul>	<b>All ages:</b> <ul style="list-style-type: none"> <li>• No restrictions</li> </ul>
<b>Clinic Type</b>	<ul style="list-style-type: none"> <li>• State-licensed Community Health Centers</li> <li>• Federally Qualified Health Center (FQHC), Rural Health Center (RHC)</li> <li>• Health Department and CDPH Approved Health Department Authorized Sites (HDAS)</li> <li>• Juvenile halls/youth correctional facilities</li> <li>• Private provider</li> <li>• School-based clinic</li> </ul>	<ul style="list-style-type: none"> <li>• Health Department and CDPH Approved Health Department Authorized Sites (HDAS)</li> <li>• Federally Qualified Health Center (FQHC), Rural Health Center (RHC)</li> <li>• Health Department and CDPH Approved Health Department Authorized Sites (HDAS)</li> <li>• IHS &amp; Tribal Clinics</li> </ul>	<ul style="list-style-type: none"> <li>• Health Department and CDPH Approved Health Department Authorized Sites (HDAS)</li> <li>• Juvenile halls/youth correctional facilities (for 19-25 years of age)</li> </ul>	<ul style="list-style-type: none"> <li>• VFC enrolled Federally Qualified Health Center (FQHC), Rural Health</li> </ul>	<ul style="list-style-type: none"> <li>• State-licensed Community Health Centers</li> <li>• Federally Qualified Health Center (FQHC), Rural Health Center (RHC)</li> <li>• Health Department and CDPH Approved Health Department Authorized Sites (HDAS)</li> <li>• Private provider</li> <li>• School-based clinic</li> </ul>

# Comparing the U.S.G. COVID-19 Program and BAP

Topic	USG COVID-19 Program	Bridge Access Program
<b>Provider Eligibility</b>	<ul style="list-style-type: none"> <li>All providers in California that enrolled in the COVID-19 program to provide vaccine to their patients.</li> </ul>	<ul style="list-style-type: none"> <li>Available to five main Provider types that service uninsured and under-insured adults at public health departments, Federally Qualified Health Centers, Rural Health Centers, Tribal Clinics, and Indian Health Centers and limited locations selected by LHDs that routinely serve large numbers of uninsured/underinsured patients.</li> </ul>
<b>Patient Eligibility</b>	<ul style="list-style-type: none"> <li>All patients.</li> </ul>	<ul style="list-style-type: none"> <li>Administered to only uninsured and underinsured patients 19 years of age and older</li> </ul>
<b>Vaccine Reporting</b>	<ul style="list-style-type: none"> <li>All doses administered reported into the Immunization Registry</li> <li>Inventory reporting into Vaccine Finder</li> </ul>	<ul style="list-style-type: none"> <li>All doses administered reported into the Immunization Registry</li> <li>No inventory reporting into Vaccine Finder.</li> </ul>
<b>Waste Reporting</b>	<ul style="list-style-type: none"> <li>Waste reporting into myCAVax for all doses.</li> <li>Wasted, spoiled, and returned doses should be disposed of following local regulations and practice protocols.</li> </ul>	<ul style="list-style-type: none"> <li>Waste reporting into myCAVax for BAP doses only.</li> <li>Wasted doses should be wasted following local regulations and practice protocols.</li> <li>Spoiled and expired doses will be returned to McKesson.</li> </ul>
<b>Screening &amp; Documentation</b>	<ul style="list-style-type: none"> <li>No insurance screening required</li> </ul>	<ul style="list-style-type: none"> <li>Eligibility screening must be conducted prior to each vaccine encounter to ensure doses only go to eligible adults. Document patient's eligibility, using a compliant recordkeeping system such as CAIR and your EHR/EMR, or CAIR and the 317 Eligibility Screening Record.</li> </ul>

More detailed information can be found in the [CDPH BAP Requirements at a Glance](#) job aid.




# What to Expect: My Turn and BAP



If you will use My Turn to schedule BAP appointments, be sure to update your clinics.



## CMs will need to:

-  Remove deauthorized vaccine supply. Do not remove deauthorized vaccine inventory to ensure continued historical vaccine appointment upload.
-  Add new vaccine supply\* and inventory. Add / update a required clinic phone number and clinic availability.
-  Cancel / update all existing appointments for the deauthorized COVID-19 vaccine.

**\*NOTE:** Vaccine supply is now distinguished by insurance status and will impact public clinic tags and scheduling.

# Navigating myCAvax



# Logging into myCAvax

Log in to myCAvax via the Provider Community login portal. If you do not have credentials to access the Provider Community, please contact the Provider Call Center at [myCAvax.HD@cdph.ca.gov](mailto:myCAvax.HD@cdph.ca.gov).



The image shows a screenshot of the myCAvax login page. The background is a blurred image of a doctor in a white coat with a stethoscope. The myCAvax logo is at the top left, with the text "myCAvax" in blue and orange, and "California Vaccine Management System" below it. The login instructions state: "This login page is used for both myCAvax and My Turn access. Please enter username associated with your account (ending in .mycavax) to log in." There are two input fields: "Username" with the placeholder text "email@youremail.com.mycavax" and "password" with the placeholder text "Password". A red "Log in" button is below the fields. At the bottom, there are links for "Forgot password?" and "Need to enroll your organization? Enroll here".

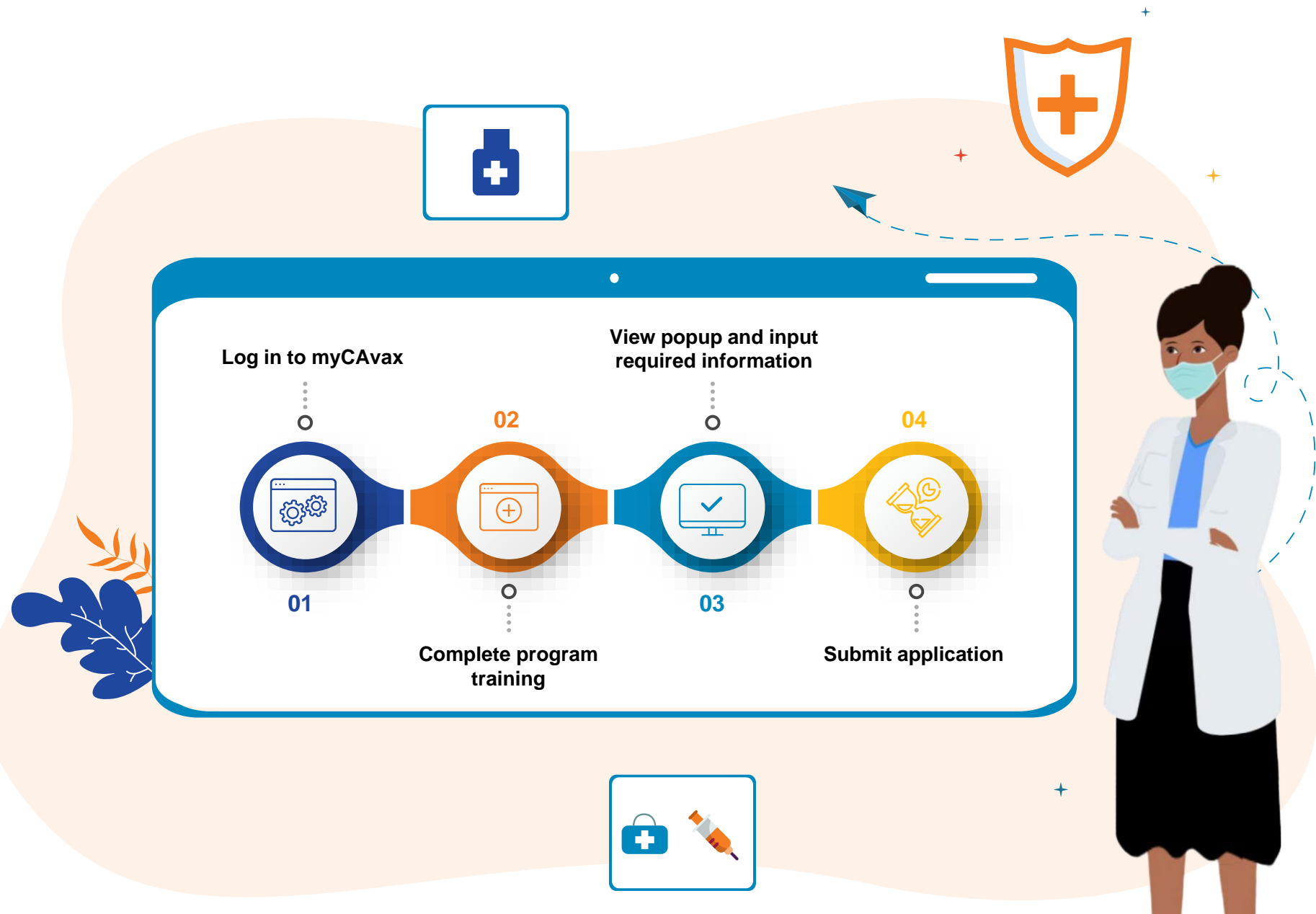


# Navigating the Provider Community and the Knowledge Center

The main navigation bar houses tabs for all pages in myCAvax. If questions after this webinar ends, the Knowledge Center is your one-stop-shop for job aids and videos.

The image shows a screenshot of the myCAvax website interface. On the left, the main navigation bar is visible with tabs for Home, My Turn Enrollment, Enrollment, Locations, Vaccine Orders, Vaccine Inventory, and More. The 'More' tab is highlighted with an orange box. A dashed orange line connects this box to a larger, detailed view of the 'More' dropdown menu in the center. This menu lists several options: Vaccine Marketplace, Training, Shipment, Site Visit, myCAvax Dashboard, Knowledge Center (highlighted with an orange box), and Reports. An orange arrow points from the 'Knowledge Center' option to the right-hand screenshot. The right-hand screenshot shows the Knowledge Center page, which features a search bar and a grid of resource tiles. The 'My Turn Clinic' section includes tiles for 'My Turn General Resources', 'My Turn Clinic Manager', and 'My Turn Vaccine Admins & Assistants'. The 'myCAvax' section includes tiles for 'myCAvax System Updates' and 'myCAvax Location & Org Coordinator'. A 'Chat with us' button is located in the bottom right corner of the page.

# Enrolling in the Bridge Access Program

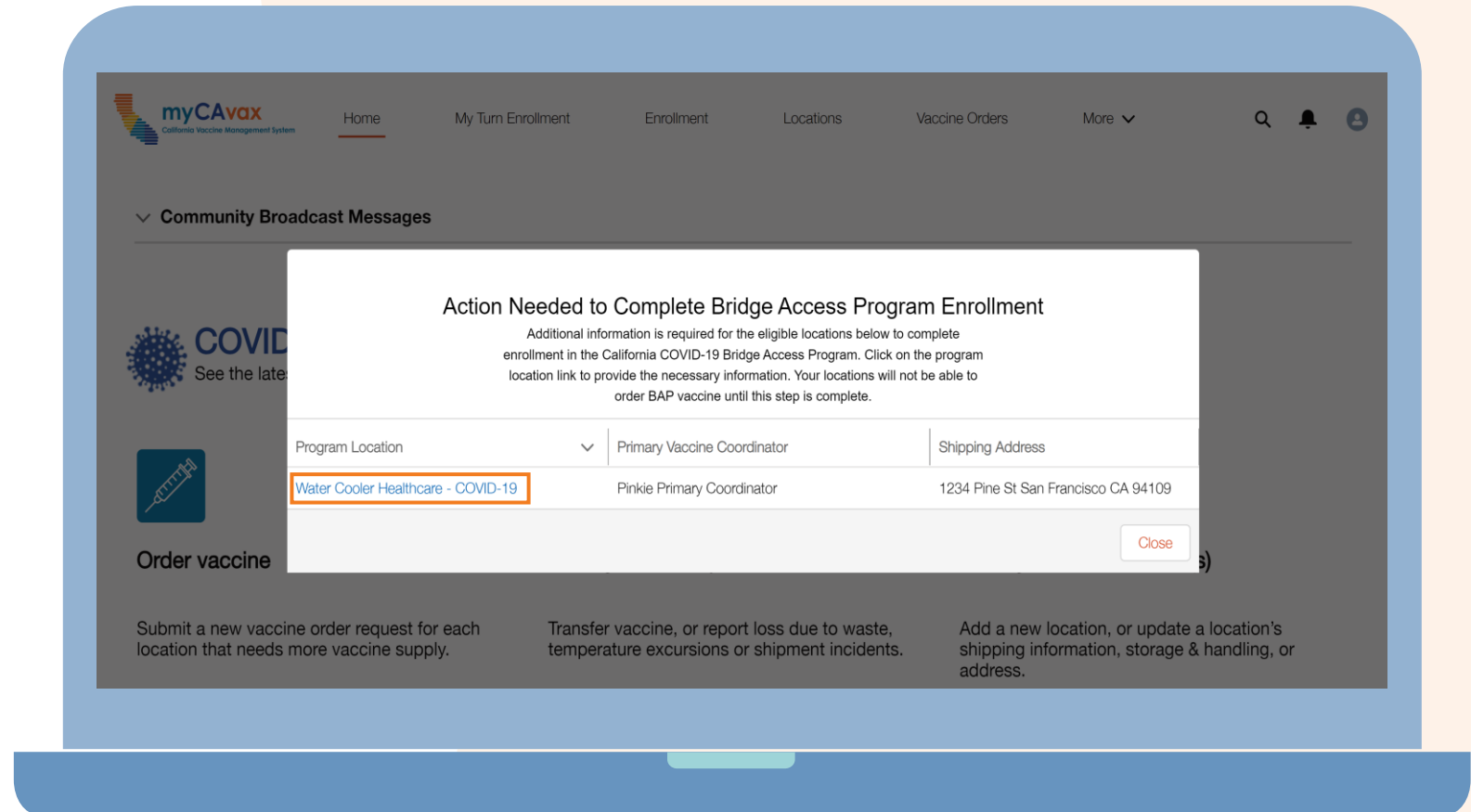


# Beginning BAP Enrollment

To enroll in the Bridge Access Program, complete the required training in myCAvax. Then, return to the homepage and a popup will appear with a list of BAP-eligible program locations that you manage.

**NOTE:** A popup may appear with a list of open transfers. To reveal the BAP enrollment popup, click the 'X' icon in the top right of the transfer popup to close.

**NOTE:** The popup will only appear for Organization Vaccine Coordinators and Primary Vaccine Coordinators for the Bridge Access Program.





# Completing BAP Enrollment

Provide the required information and upload a copy of your signed [BAP Provider Agreement](#). A blank copy of the agreement can be found on the [BAP Overview](#) page on EZIZ.

**Program Location**  
Water Cooler Healthcare - COVID-19

**Vaccination Provider Profile**  
Provide the following patient vaccination estimates for your location.

Estimated number of all patients 19+ years old who will receive immunizations at your location during the upcoming 12 month period, by category (both BAP eligible and privately insured patients)

- \* Number of Uninsured / Under-insured adults 19-64 years of age annually
- \* Number of Uninsured / Under-insured adults 65 years of age and older annually
- \* Privately insured (including Medi-Cal and Medicare) 19-64 years of age annually
- \* Privately insured (including Medi-Cal and Medicare) 65 years of age and older annually

**Provider Agreement**  
\* A signed copy of the [provider agreement](#) is needed from the provider of record.

Or drop files


File Name  
Program Location Provider Agreement - Water Cooler Healthcare - COVID-19

The CDPH Enrollment team may reach out to confirm your IIS ID, storage capacities, and signed BAP agreement.



# Estimating the Number of Uninsured and Underinsured Patients

To estimate the number of uninsured and underinsured patients served by your location:

 Program Location  
Water Cooler Healthcare - COVID-19

**Vaccination Provider Profile**  
Provide the following patient vaccination estimates for your location.

Estimated number of all patients 19+ years old who will receive immunizations at your location during the upcoming 12 month period, by category (both BAP eligible and privately insured patients)

\* Number of Uninsured / Under-insured adults 19-64 years of age annually

\* Number of Uninsured / Under-insured adults 65 years of age and older annually

## LHDs:

Review your historical 317 usage and look at the estimates provided in your yearly recertification.

## VFA Sites:

Check estimates provided in your yearly recertification.

## Other Providers:

Contact your billing department for information about your patient population



# Contact Updates and Completing Enrollment

If you are a BAP-eligible Provider who cannot access myCAvax, contact the Provider Call Center to confirm your account is active.

Once in myCAvax, if you do not see the enrollment pop-up, contact the Provider Call Center to confirm your Contact has the appropriate Program Role. Only Organization Vaccine Coordinators and Primary Vaccine Coordinators for BAP will be able to enroll their locations.

# Ordering Vaccine and Inventory Management



# Anticipated COVID-19 Vaccine Products in BAP

## Adult COVID-19 Vaccine Price List

**Note:** The table below reflects contracts for the 2023-2024 Adult COVID-19.

Vaccine	Brandname/ Tradename	NDC	Packaging	CDC Cost/ Dose	Private Sector Cost/ Dose	Contract End Date	Manufacturer	Contract Number
Covid-19 (Age 12 years and older)	Spikevax™	80777-0102-95	10 pack- 1 dose vial	\$81.61	\$128.00	6/6/2024	Moderna	75D30123D16646
Covid-19 (Age 12 years and older)	Comirnaty®	00069-2362-10	10 pack- 1 dose vial	\$85.10	\$115.00	6/6/2024	Pfizer	75D30123D16650

**NOTE:** Novavax vaccine is not yet available through BAP and will be available for ordering at a future date.

Federal contracts have been modified to allow a sooner delivery of the 2023-2024 COVID-19 vaccines within public health infrastructure for children and adults.

Updated CDC Vaccine contract information has been posted, and for adult populations, current products are included in the list.

# BAP Vaccine Management



Unlike the previous U.S. Government COVID-19 vaccine program, spoiled and expired COVID-19 doses must be returned to McKesson. Wasted doses should be wasted following local regulations and practice protocols for the disposal of regulated medical waste.

BAP Providers will be required to account for all COVID-19 vaccine doses ordered including reporting on-hand inventory, and doses administered.

# BAP Vaccine Shipment and Deliveries

## Moderna and Novavax vaccines will be shipped by McKesson.

- COVID-19 vaccine orders will follow same shipping timelines for routine vaccines (shipping approximately within 3 days of order receipt at McKesson).
- **Moderna** (SPIKEVAX®) vaccine ships frozen between -50°C and -15°C (-58°F and 5°F).
- **Novavax** vaccine ships like other routine refrigerated vaccines at temperatures between 2° to 8°C (36° to 46°F).

## Pfizer vaccines will ship directly from Pfizer

- Will be shipped on dry ice on ultra low temperature conditions.
- CDC contract stipulates vaccines must be delivered within 15 days of order receipt by CDC.
- For vaccines with diluent (6m-4y) diluent will be shipped separately and will arrive at the same time of before vaccines arrive.

# BAP Vaccine Storage Capacities

## Setting Up Vaccine Storage Units



MMRV, Varicella, and MMR<sup>®</sup>II (Merck) must be stored in the freezer. Shingrix and Priorix (MMR-GSK) must be stored in the refrigerator with all other VFC and VFA vaccines. Refer to the [COVID-19 Vaccine Product Guide](#) for storage info that varies by product. Organize refrigerators and freezers to facilitate vaccine management and reduce administration errors. Do not store vaccines until storage units have stabilized within their OK ranges for 3-5 days.

**Sample Refrigerator**

- ✓ Clearly label VFC, VFA, BAP, and private vaccines.
- ✓ Group vaccines (pediatric, adolescent, adult).
- ✓ Label shelf space or baskets to make vaccines easy to find.
- ✓ Position vaccines or baskets 2-3 inches away from walls, floor, and other baskets.
- ✓ Store vaccines in original packaging with earliest expiration date in front.
- ✓ Diluents may be stored next to refrigerated vaccines unless manufacturer states otherwise. Never store diluents in the freezer.
- ✓ If necessary, medications or biologics may be stored below vaccines and on a different shelf.

Usable space for vaccine is inside dashed lines.

- ✗ Do not block air vents.
- ✗ Do not stack baskets on top of each other.
- ✗ No vaccines in doors.
- ✗ No food or beverages.

**CDPH Contact:**

**Refrigerator temperatures**

**Freezer temperatures**

**Sample Chest Freezer**

- When ordering, ensure that you have enough vaccine storage space to accommodate your routine adult vaccines, flu vaccine, private-purchase vaccines and COVID vaccines.
- Monitor vaccine storage units regularly and purchase additional storage units if capacity cannot accommodate inventory.




For more information, view the [Setting Up Vaccine Storage Units](#) job aid on EZIZ.



# Provider BAP Vaccine Ordering Timeline

CDPH is awaiting additional Bridge Access Program vaccine allocation. We anticipate BAP vaccine ordering will be available to Providers the week of **Monday, September 18, 2023**. Expect ordering updates from CDPH via email.

## To prepare to order, Providers must:

-  Complete required training\*
-  Enroll your location in BAP in myCAvax\*\*
-  Upload your signed Provider Agreement in myCAvax

**\*NOTE:** Required CDC product training has not been released. For now, review vaccine fact sheets.

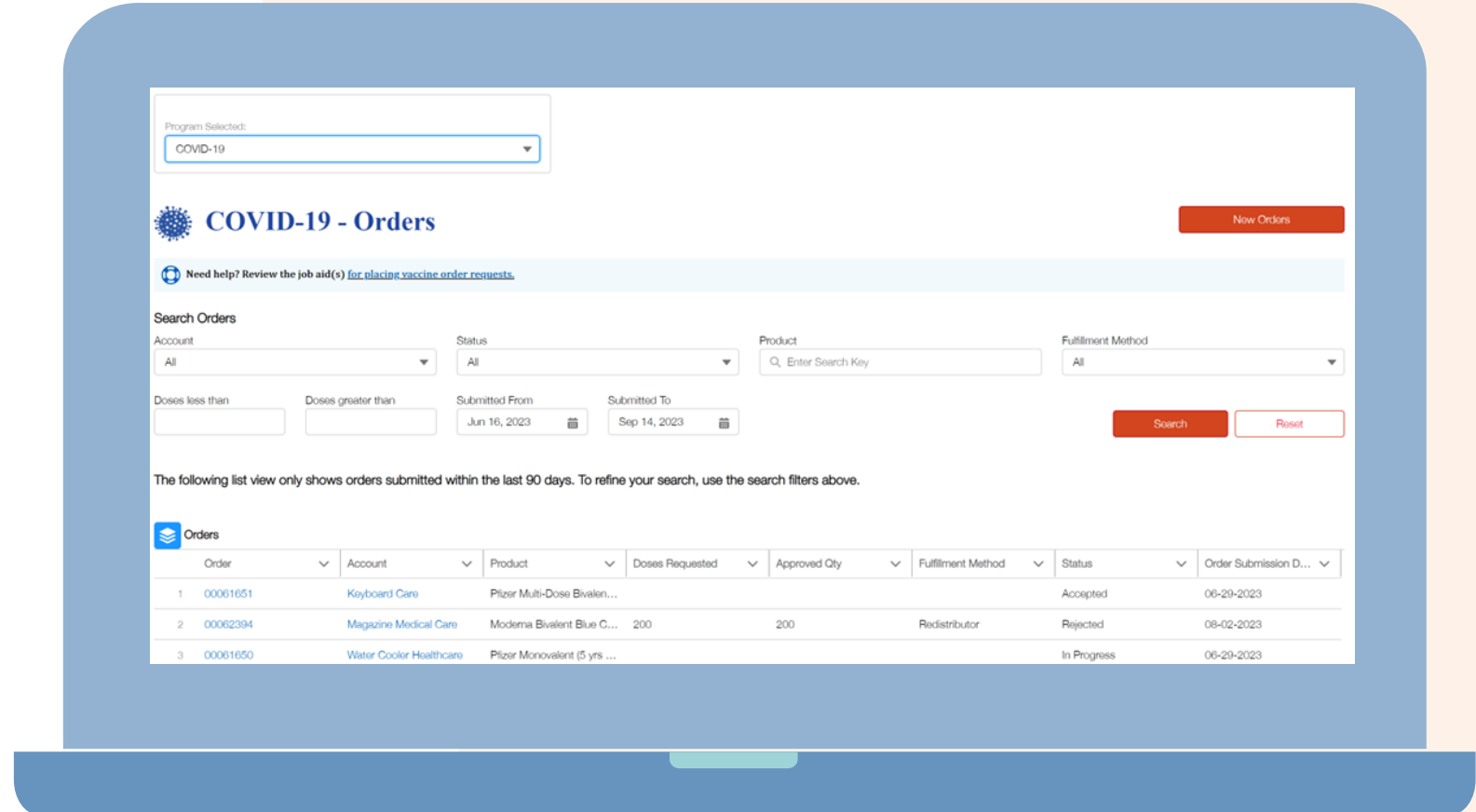
**\*\*IMPORTANT:** Providers that would like to receive COVID-19 vaccines from BAP must be enrolled in the program and receive vaccines directly. No redistribution of BAP supplied vaccines is allowed.

# Ordering BAP Vaccine

BAP Providers will order COVID-19 vaccine using the same order process (as USG COVID-19 vaccine) in myCAvax.

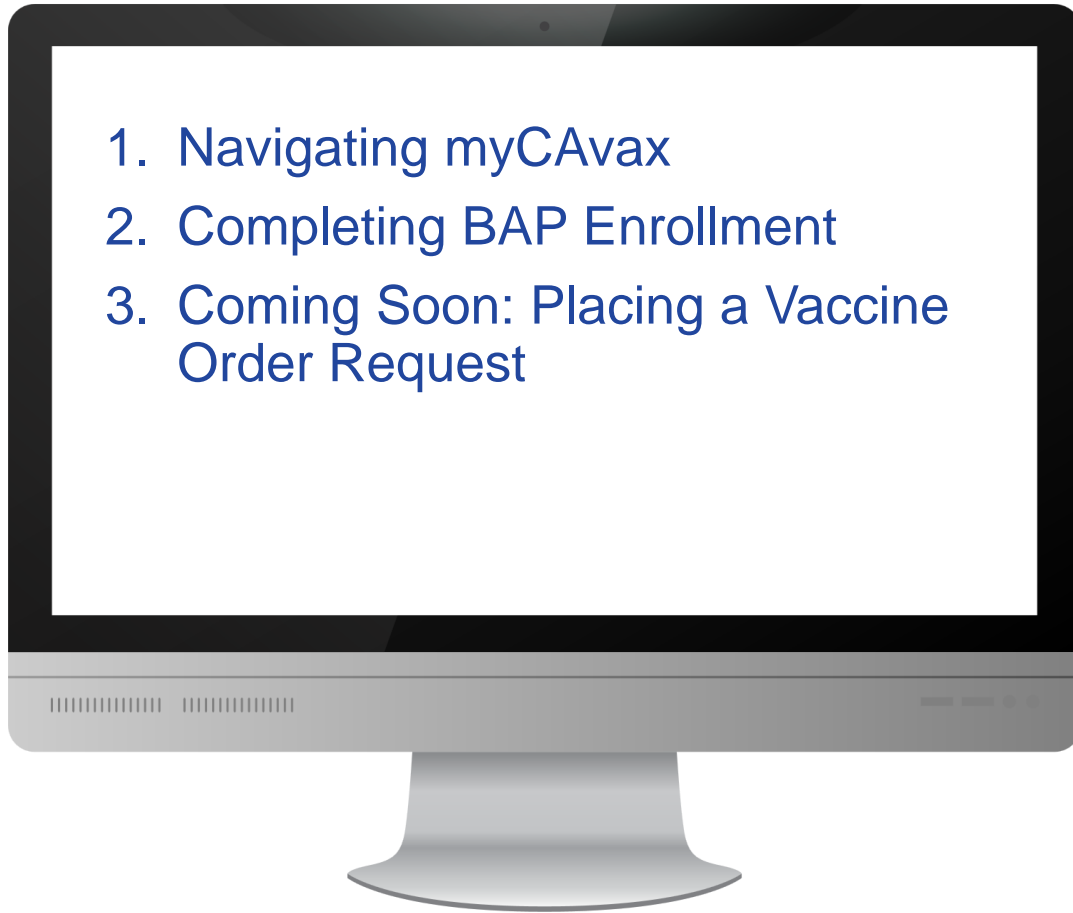
Navigate to the Vaccine Orders page, select the COVID-19 program, and click 'New Orders'. Then, input the required information and submit your request.

**NOTE:** All COVID-19 products will be offered to California BAP Providers for ordering, as supply permits.




# Demo

1. Navigating myCAvax
2. Completing BAP Enrollment
3. Coming Soon: Placing a Vaccine Order Request



**Q&A**

# Q&A



# CDPH: Setting BAP Providers Up for Success!

There are Bridge Access Program Support Materials and Resources Available!

Resources




# CA Bridge Access Program Provider Operations Manual

This manual provides step-by-step instructions and links to available resources.

## Audience:

- Existing COVID-19 vaccine providers new to BAP
- New BAP organizations & locations


**Startup Guide**


 This section walks you through the initial preparations now that your enrollment application is approved. Once all steps are complete, your site should be ready to order vaccines.

Providers managing COVID-19 vaccinations, or other operations managers or supervisors, may wish to help incorporate COVID-19 vaccinations into practice protocols.



**Participants**

Provider or operations manager/supervisor  
Organization & Location Vaccine Coordinators

 Follow the **Startup Worksheet** to complete your tasks

 **Before We Start**

- [Clinic Operations Setup](#)
- [Systems Setup](#)
- [Vaccine Management Preparations](#)
- [Staff Readiness](#)

9/1/23

**Startup Worksheet**  
(for new organizations & locations)


California Bridge Access Program


## Provider Operations Manual

Updates on new vaccine products posted after FDA authorization

*no-cost*  
COVID-19 vaccines

thank you






 **Click to Navigate**  
Table of Contents

**Startup Guide** 

<p><b>1</b> <b>Ordering Vaccines</b></p> <p>About vaccine orders Vaccine products Submitting vaccine order requests Minimizing shipment delays When to expect vaccines</p>	<p><b>2</b> <b>Receiving &amp; Storing Vaccine Shipments</b></p> <p>About receiving shipments Moderna Novavax Pfizer-BioNTech Reporting shipment incidents</p>	<p><b>3</b> <b>Routine Tasks &amp; Reporting</b></p> <p>Recurring tasks &amp; frequency Reporting requirements</p>	<p><b>4</b> <b>Managing Vaccine Inventory</b></p> <p>About inventory management Monitoring temperatures Reporting temperature excursions Expiration &amp; beyond-use dates Wastage &amp; missed opportunities Reporting &amp; returns of nonusable doses Transferring vaccines Transferring vaccine</p>	<p><b>5</b> <b>Patient Visit</b></p> <p>Patient visit checklist Eligibility Screening &amp; Documentation How to Screen &amp; Document Eligibility Vaccine preparation &amp; administration Responding to administration errors Billing &amp; Reimbursement</p>
--	--	--	---	---

**Appendices**  
Important contacts

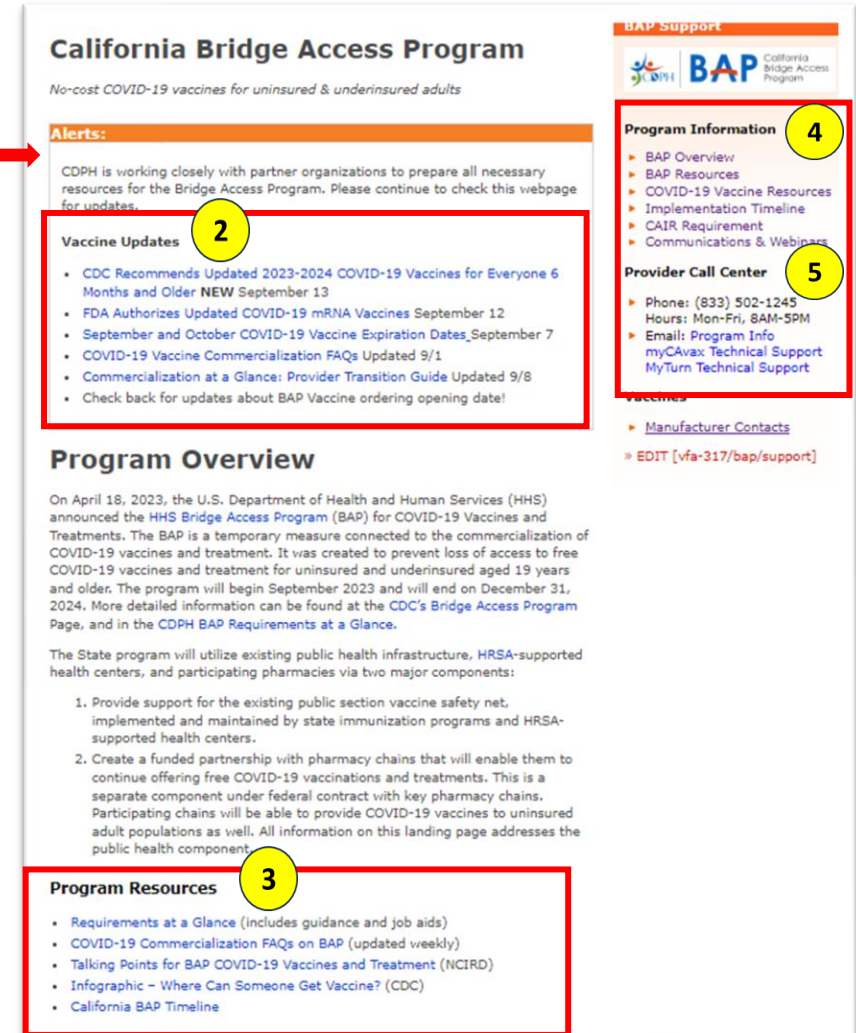
**Infrequent Tasks**  
Introduce new vaccines, change staff or contacts, set up new storage unit, and data logger



# EZIZ BAP Landing Page!

- 1 From EZIZ Home Page:
- 2 BAP Vaccine Updates
- 3 Program Resources
  - BAP at a Glance
  - FAQs
  - BAP Talking Points
  - Infographic: Where can I get vaccines?
- 4 Program Information Menu
  - [BAP Resources](#)
  - [COVID-19 Vaccine Resources](#)
  - [Implementation Timeline](#)
- 5 Provider Call Center





# EZIZ: Bridge Access Program (BAP)

The screenshot shows the EZIZ website interface. At the top, there's a search bar with 'ENHANCED BY Google' and a navigation menu on the left with categories like Home, Vaccine Programs, and Vaccine Management. The main content area is titled 'California Bridge Access Program' and includes an 'Alerts' section with a message from CDPH about preparing resources. Below that is a 'Vaccine Updates' section with several bullet points regarding CDC recommendations and FDA authorizations. A 'Program Overview' section follows, detailing the program's purpose and start/end dates. On the right side, there's a 'BAP Support' sidebar with links for Program Information, Provider Call Center, and Vaccines.

## Topics:


- Program Overview
  - BAP Enrollment resources (updated)
  - **Eligibility & Screening Guidance**
- 
- [BAP Eligibility Based on Insurance Status](#)
  - [317 \(VFA & BAP\) Eligibility Screening and Documentation Requirements](#)
  - [317 \(VFA & BAP\) Eligibility Screening Record](#)
  - [VFA & BAP Patient Vaccine Poster | Spanish](#)
  - [Vaccine Program Eligibility Guidelines \(for Community Health Centers\)](#)
  - [CAIR Requirement for Documenting 317-Funded Vaccines](#)
  - [Provider Participation Agreement](#)
  - [BAP Provider Operations Manual](#)





# CA Bridge Access Program: At a Glance

## Requirements at a Glance



This document will be continuously updated as information and new resources become available.

COVID-19 vaccine product and CDC's Vaccine Product Training will be posted after FDA authorization/CDC recommendation.

**Who's Eligible:** Providers serving uninsured/underinsured adults through public health departments, Federally Qualified Health Centers (FQHCs)/Rural Health Centers, tribal clinics, Indian Health Services sites, and additional providers deemed eligible by LHDs

**What You Need to Know:** The California Bridge Access Program provides no-cost COVID-19 vaccines to uninsured/underinsured adults (19 years and older) served by enrolled and approved providers. Vaccine supply is limited. Insured patients—including patients covered by Medicare and Medi-Cal—are NOT eligible. Providers must conduct eligibility screening and proper documentation with each administration to ensure vaccines go to eligible adults. Limited supplies of the updated monovalent (XBB subvariant) COVID-19 vaccine will be provided through two components of the state program:

**Program Components:**

- Public Health Component:** Coordinated by State Immunization Programs, in collaboration with existing public health infrastructure. CDPH will allocate to each LHD doses of COVID-19 vaccines based on federally provided vaccine purchase funding limits. Doses allocated will support vaccination of uninsured and under-insured populations at local health departments, FQHCs/RHCs, Tribal and IHS clinics, and other safety net providers selected by LHDs for enrollment in the CA Bridge Access Program.
- Pharmacy component:** Independently coordinated by CDC with 3 contracted pharmacy chains/organizations: CVS, Walgreens, and E-True North (for independent and other pharmacies), who will receive supplies replenished by the COVID-19 Vaccine manufacturers directly; the specific sites receiving vaccine are not yet determined, and enrollment information is still forthcoming. All information in this document addresses the public health component.

Topic	Requirements & Guidance	Resource Links
<span style="font-size: 2em; color: orange;">★</span>	<p><b>What's new for existing COVID-19 providers?</b> California's BAP Provider Participation Agreement replaces the federal COVID-19 Provider Agreement. While most requirements remain the same, look for orange stars identifying new requirements and job aids to assist you.</p>	
<b>Primary Documents</b>	<ul style="list-style-type: none"> <li>• <a href="#">BAP Provider Participation Agreement</a></li> <li>• <a href="#">BAP Provider Operations Manual</a> (and <a href="#">Startup Worksheet</a> for new providers)</li> <li>• <a href="#">COVID-19 Vaccine Commercialization FAQs</a></li> </ul>	

Overview document links requirements and guidance to new resources!

Topics include:

- Provider Participation Agreement
- Required Vaccine Product Training
- Storage and Handling
- Reporting
- Vaccine Product Information
- Fact Sheets
- Much more to explore!

## BAP Requirements at a Glance

# New EZIZ BAP Resources Page!

## Eligibility Screening & Documentation

### Eligibility Based on Insurance Status

**Bridge Access Program**

A limited supply of COVID-19 vaccine will be made available through the Bridge Access Program for uninsured and underinsured adults (19 years and older) to prevent loss of access when vaccines transition to the commercial market. Insured patients—including patients covered by Medicare and Medi-Cal—are **NOT** eligible for the COVID-19 vaccines provided through this program. This temporary program will sunset at the end of 2024.

**✓ Eligible for COVID-19 Vaccine through BAP (317 Funds)**

Patient health insurance status:

- **Uninsured/No Insurance** (includes those who receive primary care through county safety net programs; these are NOT considered health insurance)
- **Underinsured** (has health insurance, but the insurance does not include any vaccines; insurance covers only selected vaccines; insurance does not provide first-dollar coverage for vaccines.)
- **Insurance NOT through Medi-Cal or Medicare** (only eligible for COVID-19 vaccines if **NOT** covered by patient's private insurance plan)<sup>1</sup>

**✗ Not Eligible for COVID-19 Vaccine through BAP (317 Funds)**

Patient health insurance status:

- **Medi-Cal Fee-For-Service/Medi-Cal Managed Care** ([bit.ly/CAhealthplans](http://bit.ly/CAhealthplans))
- **Medicare Part B** (medical benefit) **AND Part D** (prescription drug benefit)
- **Medicare Part B Alone**
- **Medicare Part D Alone**
- **Insurance NOT through Medi-Cal or Medicare**<sup>1</sup>

1. Fully insured adults whose insurance covers the cost of the vaccine(s) are NOT eligible for COVID-19 vaccine—even if the insurance includes a high deductible or co-pay, the plan's deductible has not been met, or the insurance has cost sharing.

California Department of Public Health, Immunization Branch | IMM-1473 (9/23)

### 317 (VFA & BAP) Eligibility Screening & Documentation Requirements

**1. Screen for Eligibility**

Eligibility screening must be conducted prior to the administration of any 317-funded vaccine (e.g., Vaccines for Adults and Bridge Access Programs). Eligibility is self-reported by the patient and verification of eligibility can be obtained verbally from the patient.

- ✓ **Eligible for VFA and/or BAP (COVID) vaccines if at least 19 years of age and**
  1. Has no insurance, or
  2. Is underinsured (public or private health insurance does not cover all vaccines or covers vaccines with a fixed dollar limit which has been reached)
- ✓ **Eligible for certain VFA vaccines if at least 19 years of age and**
  3. Has Medicare **Part B**, but **NOT Part D**, patient is eligible for:
    - Hep A
    - Hep B (if considered low risk for Hep B)
    - HPV, MMR, Varicella, and Zoster
    - Td (if no wound exposure) and Tdap
  4. Has Medicare **Part D**, but **NOT Part B**, patient is eligible for:
    - Hep B, PCV20

**2. Document Patient's Eligibility**

There are three important elements to include when you document a patient's eligibility:

1. Date of screening
2. If patient is eligible for the Vaccines for Adults (VFA) and/or Bridge Access Program (BAP)
3. If patient is eligible **AND** at least 19 years of age, document which of the criterion above is met

**3. Use a Compliant Record Keeping System**

- **CAIR and Electronic Health/Medical Record (EHR/EMR)**  
Note: if your practice's EMR/EHR does not capture all the necessary screening elements, they may be documented in the system's notes section.
- **CAIR and 317 Eligibility Screening Form (IMM-1226)**

Make sure to maintain patient eligibility screening records for a minimum of 3 years. [Refer to the 317 CAIR Documentation Requirement.](#)

**4. Communicate the Patient's Eligibility**

All staff should be knowledgeable of eligibility. Ensure practice protocols are in place so vaccinators know when to use 317-funded versus private vaccines.

California Department of Public Health, Immunization Branch | IMM-1476 (8/31/23)

### 317 (VFA & BAP) Eligibility Screening Record for Adult Patients

**At each immunization visit, determine if patients are eligible for COVID-19 vaccines (if participating in the Bridge Access Program) and/or other routinely recommended vaccines through 317 funds (e.g., VFA).**

**Patient Information**

Patient Name (Last, First, MI): \_\_\_\_\_ Date of Birth: \_\_\_\_\_

Provider Name: \_\_\_\_\_

**Eligibility Criteria for 317-Funded Vaccines (e.g., VFA and BAP)**

- ✓ **Eligible for VFA and/or BAP (COVID) vaccines if at least 19 years of age and**
  1. Has no insurance, or
  2. Is underinsured (public or private health insurance does not cover all vaccines or covers vaccines with a fixed dollar limit which has been reached)
- ✓ **Eligible for certain VFA vaccines if at least 19 years of age and**
  3. Has Medicare **Part B**, but **NOT Part D**, patient is eligible for:
    - Hep A
    - Hep B (if considered low risk for Hep B)
    - HPV, MMR, Varicella, and Zoster
    - Td (if no wound exposure) and Tdap
  4. Has Medicare **Part D**, but **NOT Part B**, patient is eligible for:
    - Hep B, PCV20

**Document Patient's Eligibility**

**Write the screening date and check appropriate status.** (Note: verification of responses is not required. Keep this record for at least 3 years and make it available to state or federal officials upon request.)

Screening Date	✓ Eligible for VFA and BAP (COVID) (No insurance)	✓ Eligible for VFA and BAP (COVID) (Underinsured)	✓ Eligible for some VFA vaccines (Medicare Part B or Part D only)	✗ Not Eligible for BAP (COVID) (Medicare Part B or Part D only)	✗ Not Eligible for VFA or BAP (COVID) (Both Medicare Part B & D or insurance pays for vaccines*)
	<input type="checkbox"/>	<input type="checkbox"/>	<input type="checkbox"/> Part B <input type="checkbox"/> Part D	<input type="checkbox"/> Part B <input type="checkbox"/> Part D	<input type="checkbox"/>
	<input type="checkbox"/>	<input type="checkbox"/>	<input type="checkbox"/> Part B <input type="checkbox"/> Part D	<input type="checkbox"/> Part B <input type="checkbox"/> Part D	<input type="checkbox"/>
	<input type="checkbox"/>	<input type="checkbox"/>	<input type="checkbox"/> Part B <input type="checkbox"/> Part D	<input type="checkbox"/> Part B <input type="checkbox"/> Part D	<input type="checkbox"/>
	<input type="checkbox"/>	<input type="checkbox"/>	<input type="checkbox"/> Part B <input type="checkbox"/> Part D	<input type="checkbox"/> Part B <input type="checkbox"/> Part D	<input type="checkbox"/>
	<input type="checkbox"/>	<input type="checkbox"/>	<input type="checkbox"/> Part B <input type="checkbox"/> Part D	<input type="checkbox"/> Part B <input type="checkbox"/> Part D	<input type="checkbox"/>

\* Note: adults enrolled in Medi-Cal or Medi-Cal Managed Care are considered insured.  
California Department of Public Health, Immunization Branch | IMM-1226 (8/28/23)

### BAP Resources

**Program Participation**

- Requirements at a Glance
- Provider Operations Manual (POM)
- Required Vaccine Product Training

**Eligibility Screening & Documentation**

- BAP Eligibility Based on Insurance Status
- 317 (VFA & BAP) Eligibility Screening and Documentation Requirements
- 317 (VFA & BAP) Eligibility Screening Record | Spanish
- VFA & BAP Patient Vaccine Poster | Spanish
- Vaccine Program Eligibility Guidelines (for Community Health Centers)
- CAIR Requirement for Documenting 317-Funded Vaccines

**2023-24 COVID-19 Vaccine Information**

Please see EZIZ's COVID-19 Vaccine Resources for vaccine administration job aids plus materials from FDA, CDC and vaccine manufacturers.

[Eligibility Cheat Sheet](#)

[Step-by-step Instructions](#)  
(includes options for reporting to CAIR)

[Screening Record](#)  
(for small practices with no EHR)

[BAP Resources](#)

Thank you for attending today's session!

