

Vaccine Management

Josh Pocus, My Turn, and Dan Conway, myCAvax

What's Next in My Turn – Release 57

New updates for providers will launch on **Thursday, March 27, 2025!**

Release Highlights

My Turn Public

- ✓ A new 'Emergency antibiotics screening and dispensing' page will be added to the My Turn Public portal.
- ✓ The 'Select a location' page will show the appropriate COVID-19 vaccine clinic based on the patient's insurance status. Patients 18 or younger will see options for private insurance (excluding Medi-Cal) and Medi-Cal, while those 19 or older will see only the 'Yes' option on the 'Does the patient have health insurance?' question.
- ✓ Two new Anthrax-related questions will be added to the 'General FAQs' page.
- ✓ A new error message will be displayed in the 'Health Insurance' section if a user selects Private Insurance for the 'What type of insurance does the patient have?' question and chooses 'Medical' or 'Medicare' in the 'Primary Carrier' field on the 'Patient information' page.

Release Highlights

My Turn Clinic

- ✓ Subtext, field names, and descriptions will be updated on the 'Provider Organization Information' page of the My Turn Enrollment flow.
- ✓ The 'Workforce Number' field will be removed from the 'Health Insurance' section on the Walk-in and VA flows.
- ✓ The main menu on the 'How Can We Help?' Virtual Assistant pop-up window will be updated to cover all aspects of the provider portal.
- ✓ A new 'Public Health Emergency' tile will be added to the myCAvax home page.
- ✓ The 'Vaccine Type' field will be set to read-only on the 'Details' subtab of the 'Clinic' page.
- ✓ A new error message will be displayed in the 'Health Insurance' section if a user selects Private Insurance for the 'What type of insurance does the patient have?' question and chooses 'Medical' or 'Medicare' option in the 'Primary Carrier' field on the Walk-in, VA, and Inline Bulk Upload flows.
- ✓ The Minor Consent value entered in the parent appointment will be reflected in all child appointments in the Walk-in flow.
- ✓ The Minor Consent and Custom Screening Question values entered in the parent appointment will be reflected in all associated child appointments in the VA flow.
- ✓ Updating a Custom Screening Question value while resubmitting a child appointment will reflect the update in all associated child appointments in the VA flow.
- ✓ Updating the Minor Consent and Screening Question values while resubmitting a child job will reflect the changes in the parent and all associated child appointments in the IIS flow.

Long-Term My Turn Release Roadmap



By April 2025

- **Public Health Emergency Preparedness Flow (PHEP) MVP:** Create a new public and clinic experience to combat bioterror events and allow the public to find and screen for antibiotics
- **Public Health Emergency Preparedness Flow (PHEP) Enhancements:** Expand the PHEP experience with new features including inventory management, 50-day antibiotics and vaccination reminders, and reports and dashboards
- **Vaccine Locator Page Scheduling Links:** Add clinic specific links to the vaccine locator search so that the public can schedule a vaccine from the map search page

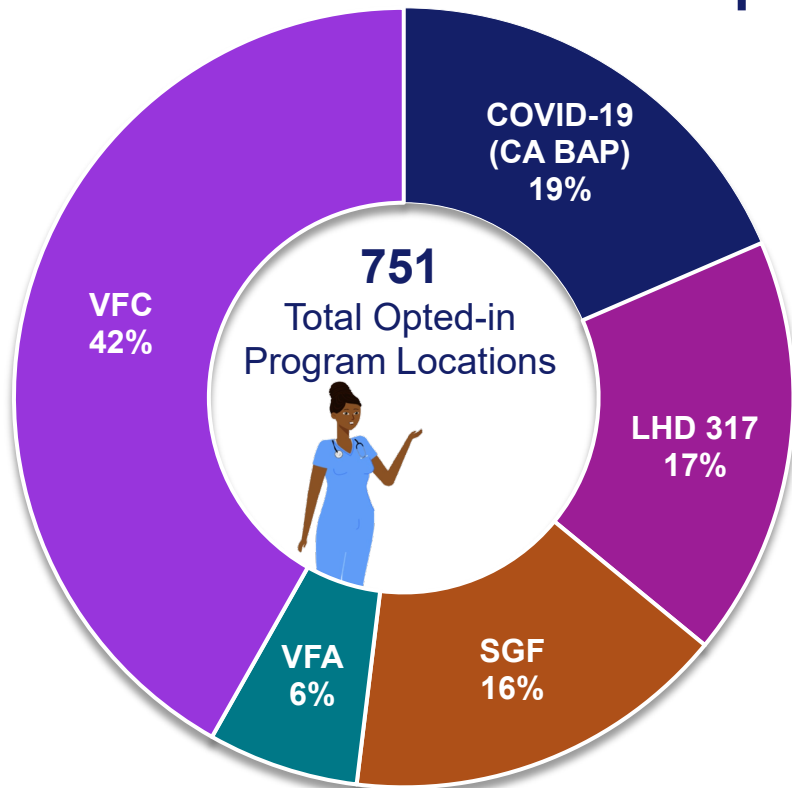
By June 2025

- **Public Health Emergency Preparedness Flow (PHEP) Enhancements:** Continues the expansion of PHEP by adding potential features such as secure delete / archive screening data, archive Medical Point of Dispensing (MPOD) sites, bulk upload and edit MPOD sites, and manage users
- **Annual Flu Product Updates:** Adds the new 2025 flu products and deactivate the 2024 products across all My Turn

Vaccine Locator – Opt-In today!

Please take some time to opt-in, **preferably right now!** We want patients to be able to find you.

Opt-In by Program:



Program	Opted-In Locations
COVID-19 (CA BAP)	139
LHD 317	131
SGF	120
VFA	47
VFC	314

We want to congratulate **VFC** program locations for their participation and being the top program with **314 Locations** opted-in!

Data as of 3/20/25

Vaccine Locator – Thank you!

Thank you for opting into the Vaccine Locator. By doing so, you are ensuring that patients can easily find your locations. Your participation is invaluable in **helping patients access the care they need**.

Opt-In Progress by Program Location



■ Opt-In ■ Opt-Out

12.05% of Program Locations have **Opted-In** as of **March 20, 2025**.

- **751** of the total **6233** Program Locations **Opted-In**.
- **5,482** of the total **6233** Program Locations have **yet to Opt-In**.



What's New in myCAvax? – Release 55

New updates for providers have been launched as of **Thursday, March 13, 2025!**

Release Highlights

VFC/VFA/317 CAIR/IIS Information Updates

- ✓ New CAIR/IIS administration data columns, 'IIS Qty Used Since Last Order' and '% Doses Submitted to IIS' have been added to the Doses Administered section in the vaccine order process flow.
- ✓ Step 2 of vaccine ordering page includes an updated 'Order & Inventory Reporting Details' section and a new 'Doses Administered' section.
- ✓ Step 3 - 'Order Confirmation' page includes a new 'Doses Administered' section.
- ✓ When viewing a batch order, a new column, 'IIS Doses Administered,' has been added in the Accountability Records.
- ✓ When viewing a Batch Order beyond the 'Submitted' status, the new columns have been added to the 'Doses Administered' section

Program Location Page Updates

- ✓ New 'Practice Profile' tab, with vaccine dose-related information for the current and previous years.
- ✓ New warning messages regarding product availability based on Provider Allocation added.

VFC Dashboard Page Update

- ✓ New dashboards tabs to access current 'myCAvax' dashboard and new 'Flu & COVID Orders,' dashboard.

Long-Term myCAvax Release Roadmap



By March 2025

- IIS Dose administration details available on provider ordering forms for VFA, VFC, and 317 programs
- IIS Dose administration details available on internal order review for CSRs
- Practice profile tab on program locations to display the total yearly cost of wasted and returned vaccine doses, for providers and internal users

By April 2025

- Enhanced excursions reporting for all programs
- Internal SHOTS review process for VFC excursion reports

By May 2025

- SGF Enrollment enhancement
- VFA Enrollment process
- 317 Enrollment process

By June 2025

- Outbreak enrollment process
- Outbreak becomes program independent of BAP

R55 Enhancements: Adding IIS Information to the VFA, 317, VFC Order Request Pages

- The VFA, 317, VFC Order Request pages have been updated with the following two new IIS administration information columns under the 'Doses Administered' section:
 - 'IIS Qty Used Since Last Order'
 - '% Doses Submitted to IIS'

Vaccine product	*Qty used since last order	IIS Qty used since last order	% Doses submitted to IIS	*Quantity
VFC Shared COVID	60	8	13%	50
VFC Shared Flu	40	8	20%	50

VFC - Order Request

Step 1 - Select Account and Product

To change the program selected, navigate back to the [Vaccine Orders page](#).

* Program Location

Select Location, Provide Inventory and Doses Administered for Vaccines listed.

- Ensure the current VFC inventory in your vaccine storage units matches the On-hand Inventory you enter.
- Your VFC Doses Administered inventory must match the immunization registry (CAIR/Healthy Futures).
- View the provider inventory link below to account for every dose your location has received. If your calculated provider inventory does not match, please ensure that you have reported all transfers, waste events, and returns prior to this order request.

Next Order Due Date (approximate) | Provider Inventory | Allocations | Practice Volume & Order Frequency

October 22, 2024 | [View Provider Inventory](#) | [View Allocation Details](#) | Medium (every 2 months)

Report all of your on-hand inventory and doses administered below.

Vaccine product	*Qty used since last order	IIS Qty used since last order	% Doses submitted to IIS	*Quantity	Lot number	Expiration Date / Beyond use date	Estimated Provider inventory	Variance	Recommended Order size	*Doses requested
VFC Shared COVID	60	8	13%	50	wde787	3/4/2028	-70	Over by 120	30	30
VFC Shared Flu	40	8	20%	50	pou555	3/5/2027	-40	Over by 90	10	10

R55 Enhancements: IIS Tool tips on the VFA, 317, VFC Order Request Pages

- The new 'IIS Qty Used Since Last Order' and '% Doses Submitted to IIS' columns on the VFA, 317, VFC Order Request pages include tool tips summarizing the details displayed in each column.
 - Tool tips can be viewed by hovering over the information (i) icon corresponding to the appropriate column.

The screenshot shows a table with the following columns: Vaccine product, *Qty used since last order, IIS Qty used since last order, % Doses submitted to IIS, and *Quantity. The table contains two rows: VFC Shared COVID and VFC Shared Flu. The 'IIS Qty used since last order' column for VFC Shared COVID has a value of 8 and a tool tip icon. The '% Doses submitted to IIS' column for VFC Shared COVID has a value of 13% and a tool tip icon. The 'IIS Qty used since last order' column for VFC Shared Flu has a value of 8 and a tool tip icon. The '% Doses submitted to IIS' column for VFC Shared Flu has a value of 20% and a tool tip icon. A callout box points to the tool tip icon in the 'IIS Qty used since last order' column for VFC Shared COVID.


Vaccine product	*Qty used since last order	IIS Qty used since last order	% Doses submitted to IIS	*Quantity
VFC Shared COVID	60	8	13%	50
VFC Shared Flu	40	8	20%	50

This column shows doses administered in your IIS from February 1, 2025 through yesterday. Any doses reported today will not reflect in myCAvax until the following day.

Information is provided for awareness purposes on accurate reporting of vaccine administration doses to the IIS according to program participation requirements, and [AB1797](#). If you notice a variance, we recommend you confirm that doses reported to your IIS are timely, complete, and contain required reporting elements, including the correct Funding Source/Eligibility Code and product NDC Code.


R55 Enhancements: Adding Order & Inventory Reporting Information to Step 2 of the VFA, 317, VFC Order Requests

- The 'Order & Inventory Reporting Details' section will now display the 'Estimated Provider Inventory' column.
- The new 'Doses Administered' section will display the following columns:
 - Qty used since last order
 - IIS Qty used since last order
 - % Doses submitted to IIS



VFC - Order Request

Step 2 - Review Doses Requested and Confirm Additional Details



To change the program selected, navigate back to the [Vaccine Orders page](#).

Program Location

Orange River - Vaccines for Children

Enter additional required information for your order and include comments (if needed) prior to submitting.

<input checked="" type="checkbox"/> Order & Inventory Reporting Details				<input type="checkbox"/> VFC Doses administered		
Product	Recommended order size	Doses Requested	Estimated Provider Inventory	Qty used since last order	IIS Qty used since last order	% Doses submitted to IIS ⓘ
Shared Pro... VFC Shared COVID	20	20	-60	60	100	N/A

R55 Enhancements: Adding Dose Administration Information to the VFA, 317, VFC Order Confirmation Page

- The VFA, 317, VFC Order Request Step 3 – Order Confirmation pages has been updated with a new ‘Doses Administered’ section displaying the following columns:
 - Qty used since last order
 - IIS Qty used since last order
 - % Doses submitted to IIS

VFC
VFC - Order Request
Step 3 - Order Confirmation

Your vaccine order was successfully submitted. Allow 7-10 business days after order approval for shipment to arrive.

Program Location
Orange River - Vaccines for Children

Order & Inventory Reporting Details					Doses Administered		
Order Number	Product	Recommended order size	Doses Requested	Order size reason	Qty used since last order	IIS Qty used since last order	% Doses submitted to IIS
B-113945	VFC Shared COVID	20	20	-60	60	100	N/A

[View Orders](#)

R55 Enhancements: Updated Program Location Page

- The Program Location page has a new 'Practice Profile' tab which will display current and prior year vaccine dose information

myCAvax California Vaccine Management System

Home My Turn Enrollment Vaccine Orders Program Location Vaccine Inventory Enrollment More

Program Location **Orange River - Vaccines for Children** + Follow Update Address Edit Print Summary

PIN 100115 LHD/MCE [Sacramento Department of Health Services](#) myCAvax Id CA8692453B10001 Temporary Closure IIS Identifier 4545

Details Vaccine Requests Shipments Storage and Handling Vaccine Inventories Site Management **Practice Profile**

Current Year 2025 (Jan to Present) Information

Total Doses Ordered	0	Total Doses Ordered Cost	\$0.00
Total Doses Expired Spoiled and Wasted	0	Total Doses Expired, Spoiled and Wasted Cost	\$0.00

Return and Waste Details

Total Doses Expired	0	Total Doses Expired Cost	\$0.00
Total Doses Spoiled	0	Total Doses Spoiled Cost	\$0.00
Total Doses Wasted	0	Total Doses Wasted Cost	\$0.00

Previous Year 2024 (Jan to Dec) Information

Total Doses Ordered	0	Total Doses Ordered Cost	\$0.00
Total Doses Expired Spoiled and Wasted	0	Total Doses Expired Spoiled and Wasted Cost	\$0.00

Return and Waste Details

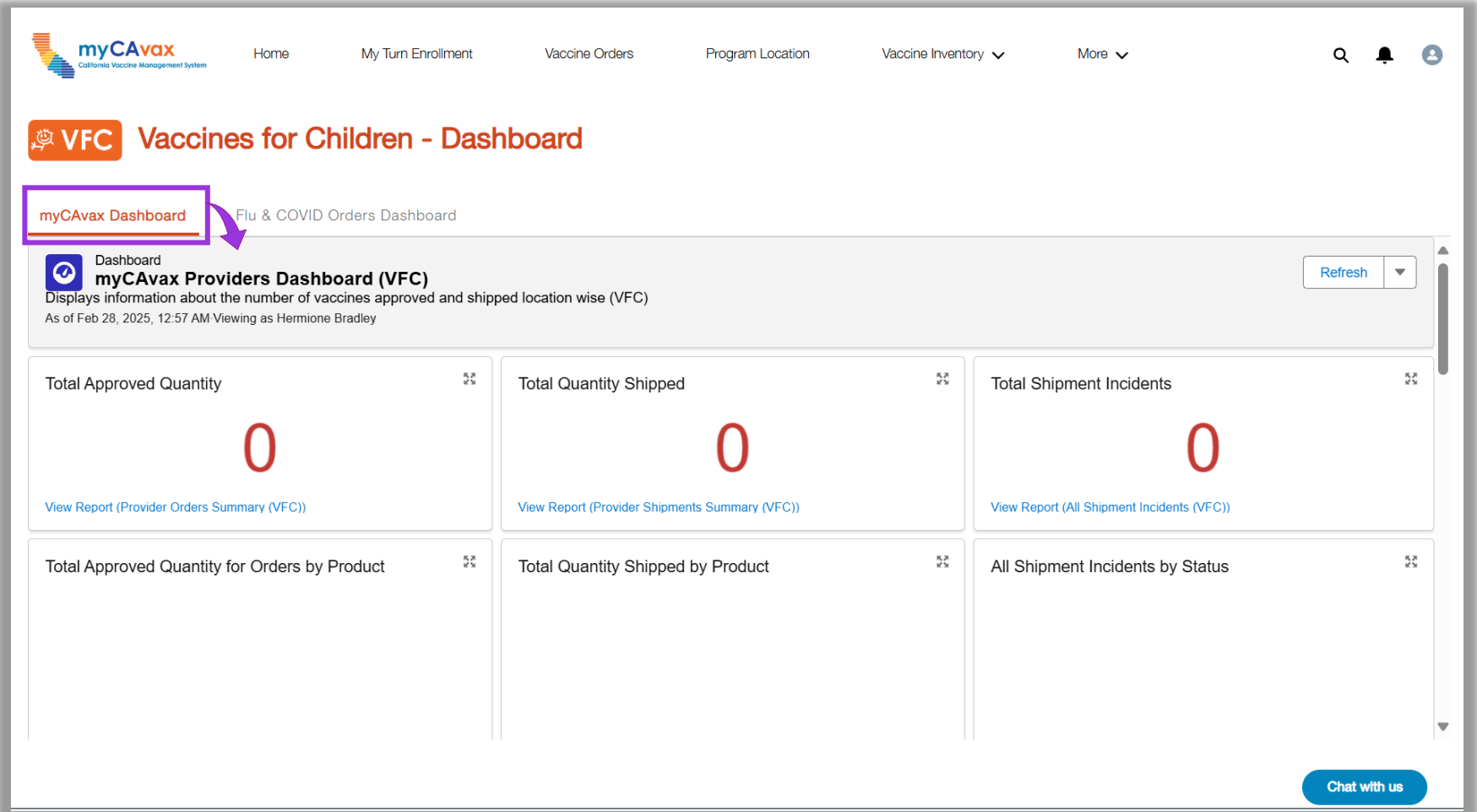
Total Doses Expired	0	Total Doses Expired Cost	\$0.00
---------------------	---	--------------------------	--------

Chat with us

R55 Enhancements: Updated VFC Dashboards

VFC providers have access to two different Dashboards through new tabs on the Vaccines for Children – Dashboard page.

- myCAvax Dashboard:



R55 Enhancements: Updated VFC Dashboards

VFC providers have access two different Dashboards through new tabs on the Vaccines for Children – Dashboard page.

- Flu & COVID Orders Dashboard:

The screenshot shows the myCAvax California Vaccine Management System interface. At the top, there is a navigation bar with links for Home, My Turn Enrollment, Vaccine Orders, Program Location, Vaccine Inventory, and More. A search icon, notification bell, and user profile icon are also present. Below the navigation bar, the main heading is "VFC Vaccines for Children - Dashboard". Underneath, there is a sub-heading "myCAvax Dashboard" and a tab labeled "Flu & COVID Orders Dashboard" which is highlighted with a purple box and a purple arrow pointing to it. The dashboard content includes a "Dashboard" section with a refresh button, a title "Flu and Covid Ordering Dashboard (VFC)", and a description "Displays Flu and Covid Vaccine Type Ordering for Providers (VFC)". It also shows the user's account region and vaccine type, both set to "All". The main data section is titled "2024-2025 Doses Ordered vs. 2024-2025 Season Target" and contains four cards: "Total Ordered" (0), "Season Target" (0), "Season Target %" (a gauge chart showing 0% progress), and "Amount Needed to Reach Season T..." (0). A "Chat with us" button is located at the bottom right of the dashboard.

myCAvax Feedback Form

Please take the time to submit feedback by completing the **myCAvax Feedback Form!**

- Feedback is important to help us understand what's working well, and to highlight some existing pain points and challenges you are encountering in myCAvax.
- Your valuable insight allows us to continue to refine and enhance the myCAvax experience for you!



THANK YOU!