

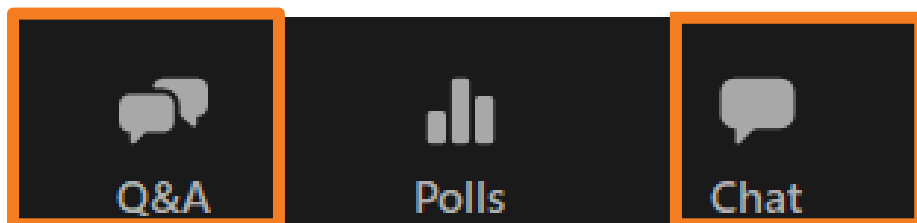
Welcome to California COVID-19 Vaccination Program



Friday, August 12, 2022

Provider Office Hours Q&A

During today's session, please use the Q&A panel to ask your questions so CDPH subject matter experts can respond directly.



Resource links will be dropped into, “Chat”

Housekeeping

Reminder to Panelists:



Please mute yourself when not speaking.

Please monitor the Q&A panel for questions you may be able to answer.

Reminder to Attendees:



Today's session is being recorded. Access today's slides and archived presentations at:
<https://eziz.org/covid/education/>



If you have post-webinar questions, please email leslie.amani@cdph.ca.gov

Agenda: Friday, August 12, 2022

No.	Item	Speaker	Time (AM)
1	Welcome & Announcements	Leslie Amani (Moderator)	9:00 – 9:05
2	KidsVaxGrant 2.0	Thomas Villagomez (CDPH)	9:05 – 9:10
3	Vaccine Administration	Joshua Quint (CDPH)	9:10 – 9:15
4	Clinical Update	Priyanka Saxena, M.D. (CDPH)	9:15 – 9:20
5	Storage & Handling	Kate McHugh (CDPH)	9:20 – 9:25
6	Vaccine Management	Eric Norton (My Turn) and Maria Volk (CDPH)	9:25 – 9:35
7	Wrap Up & Resources	Leslie Amani (Moderator)	9:35 – 10:00
Q&A			

Announcements

Leslie Amani, CDPH



Novavax Quickinar

Today: Please join CDPH on Zoom today, Friday, August 12, 2022, for a 30-minute Novavax “Quickinar”.

Time: 12:30PM -1:00PM

Topics will include:

- Clinical
- Ordering
- My Turn
- Storage & Handling

Register for the Novavax “Quickinar” [here](#)



Seminario Web de Conversaciones Cruciales: Hablando con los padres sobre la vacunación contra el COVID-19 para el regreso a clases

Crucial Conversations Webinar: Talking with Parents about COVID-19 Vaccines for Back-to-School

Únase a Emma Olivera, MD, [#VacunateYa](#), para un seminario web de regreso a la escuela sobre cómo hablar con los padres sobre las vacunas contra el COVID-19.

Cuando: viernes, 19 de agosto, 12:00PM-1:00PM

[¡Regístrate aquí!](#)

Please join Emma Olivera, MD, [#VacunateYa](#), for a back-to-school webinar on talking with parents about COVID-19 vaccines.

When: Friday, August 19 at 12:00PM-1:00PM

[Register here!](#)





Quality Assurance (QA) Quickinar Series

Please join the CDPH COVID-19 Quality Assurance team for a series of three “Quickinars” to review COVID-19 vaccine compliance guidance.

Time for all webinars: 12:30PM – 1:00PM

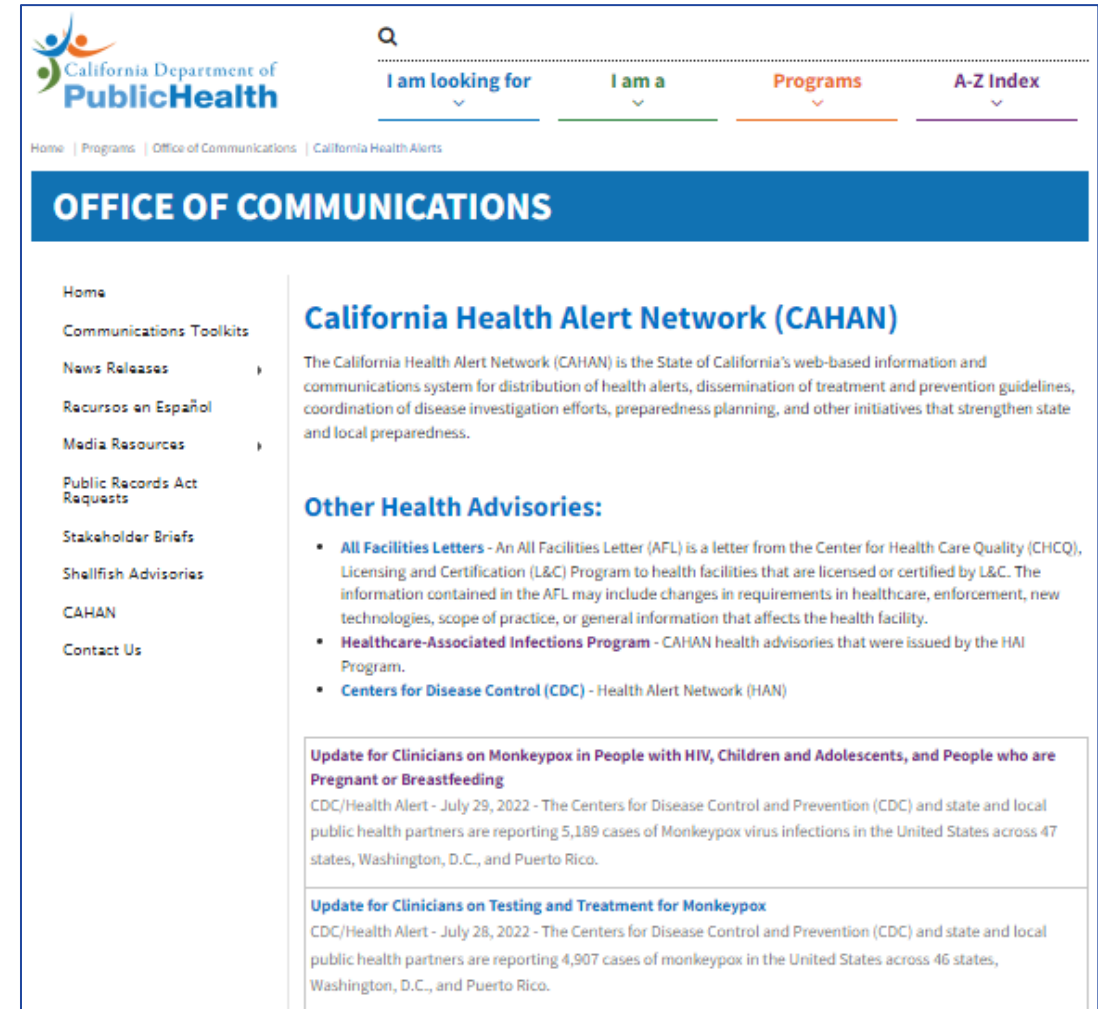
- Thursday, August 18, 2022: Storage and Handling register [here](#)
- Wednesday, August 24, 2022: Vaccine Management register [here](#)
- Thursday, August 25, 2022: Clinical register [here](#)

All sessions will be recorded and posted on EZIZ for on-demand viewing.



California Health Alert Network (CAHAN)

- For all CAHAN updates, sign up by emailing CAHANInfo@cdph.ca.gov
- CAHAN notifications include CDPH weekly conference call for all California healthcare facilities and providers to update on COVID-19 and recently on Monkeypox.
 - **Tuesdays 8:00 am - 9:00 am**
 - **Toll-Free: 844-721-7239**
 - **Access Code: 7993227**



The screenshot shows the CDPH website with the CAHAN page. The header includes the CDPH logo and navigation links: "I am looking for", "I am a", "Programs", and "A-Z Index". Below the header is a blue banner for the "OFFICE OF COMMUNICATIONS". The left sidebar lists various resources: Home, Communications Toolkits, News Releases, Recursos en Español, Media Resources, Public Records Act Requests, Stakeholder Briefs, Shellfish Advisories, CAHAN, and Contact Us. The main content area is titled "California Health Alert Network (CAHAN)" and describes it as the State of California's web-based information and communications system. It lists "Other Health Advisories" including All Facilities Letters, Healthcare-Associated Infections Program, and Centers for Disease Control (CDC) - Health Alert Network (HAN). Two recent updates are highlighted: "Update for Clinicians on Monkeypox in People with HIV, Children and Adolescents, and People who are Pregnant or Breastfeeding" (July 29, 2022) and "Update for Clinicians on Testing and Treatment for Monkeypox" (July 28, 2022).

Don't Wait – Vaccinate! Toolkit



The screenshot shows the California Department of Public Health website. At the top is the CDPH logo and a search bar. Below the logo are navigation links: "I am looking for", "I am a", "Programs", and "A-Z Index". A breadcrumb trail reads: Home | Programs | Office of Communications | Don't Wait – Vaccinate! A blue banner reads "OFFICE OF COMMUNICATIONS". On the left is a sidebar menu with links: CDPH COVID-19 Home, Communications Toolkits, COVID-19 Toolkits (highlighted), Alzheimer's Awareness, Drowning Prevention, Fight Flu. Get Vaccinated, Give Blood, Infant Formula, Lyme Disease, Mental Health Awareness, Monkeypox, My Turn Flu, Norovirus, Stay Summer Safe, Trauma Awareness, and Vaping Cessation. The main content area is titled "Don't Wait – Vaccinate!". It contains two paragraphs: the first states that many children and adults missed routine medical checkups and recommended vaccines during the COVID-19 pandemic, and encourages scheduling a checkup today to keep the family protected against serious diseases like whooping cough (pertussis) and COVID-19; the second paragraph states that families having difficulty obtaining required immunizations prior to the start of school can contact their local health department for help, and that families without health insurance can find more information at the Vaccines for Children program. Below these paragraphs is a section titled "Additional Resources:" with links to: Don't Wait Vaccinate toolkit (CIC), Childhood Vaccination toolkit (CDC), Vaccine Safety flyer | Spanish, Talking with Parents About Vaccines (CDC), Parent-Friendly Immunization Schedule for Infants and Children (CDC), Parent-Friendly Immunization Schedule for Preteens and Teens (CDC), and Drop in Immunizations during COVID-19.

California Department of
PublicHealth

Home | Programs | Office of Communications | Don't Wait – Vaccinate!

OFFICE OF COMMUNICATIONS

CDPH COVID-19 Home
Communications Toolkits
COVID-19 Toolkits ▶
Alzheimer's Awareness
Drowning Prevention
Fight Flu. Get Vaccinated
Give Blood
Infant Formula
Lyme Disease
Mental Health Awareness
Monkeypox
My Turn Flu
Norovirus
Stay Summer Safe
Trauma Awareness
Vaping Cessation

Don't Wait – Vaccinate!

Many children and adults have missed routine medical checkups and recommended vaccines during the COVID-19 pandemic. Ensure that everyone in your family is up to date with their vaccines and ready for work, school, or childcare. **Schedule a checkup today to keep your family protected against serious diseases, like whooping cough (pertussis) and COVID-19. Don't Wait – Vaccinate!**

Families that are having difficulty obtaining required immunizations prior to the start of school can contact their [local health department](#) for help in finding a place to get needed immunizations. Families without health insurance can find more information at the [Vaccines for Children program](#).

Visit the [Shots for School CDPH page](#) for information on immunization laws and required vaccinations for students in California.

Additional Resources:

- [Don't Wait Vaccinate toolkit](#) (CIC)
- [Childhood Vaccination toolkit](#) (CDC)
- [Vaccine Safety flyer](#) | [Spanish](#)
- [Talking with Parents About Vaccines](#) (CDC)
- [Parent-Friendly Immunization Schedule for Infants and Children](#) (CDC)
- [Parent-Friendly Immunization Schedule for Preteens and Teens](#) (CDC)
- [Drop in Immunizations during COVID-19](#)

- [Don't Wait Vaccinate toolkit](#) (CIC)
- [Childhood Vaccination toolkit](#) (CDC)
- [Vaccine Safety flyer](#) | [Spanish](#)
- [Talking with Parents About Vaccines](#) (CDC)
- [Parent-Friendly Immunization Schedule for Infants and Children](#) (CDC)
- [Parent-Friendly Immunization Schedule for Preteens and Teens](#) (CDC)
- [Drop in Immunizations during COVID-19](#)

VA58 Trust & Safety Team Updates

The VA58 Trust & Safety Team reports on trending narratives about COVID-19, delivers biweekly briefings, and develops comprehensive resources to increase awareness around mis-, dis-, and mal-information, as well as the State's capacity to counter it.

BIWEEKLY BRIEFINGS

Biweekly briefings provide partners with the top COVID-19 vaccine mis/dis topics and trends, and invitees receive a copy of the report post-briefing.

To be added to the invite, email
rumors@cdph.ca.gov.

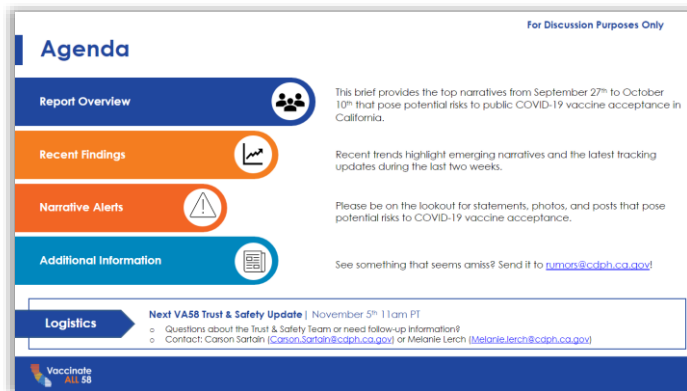
RUMORS INBOX

The Rumors Inbox serves as a tip line for our partners to submit the COVID-19 rumors they're hearing online and within their communities to our team. We incorporate the submissions into our team's reporting.



Report COVID-19 Vaccine Rumors to:

rumors@cdph.ca.gov



RECENT TOPICS & RESOURCES

Mis/Dis/Mal-information: Manipulation of clinical trial data shows that the public cannot trust health authorities' guidance on children's vaccination

Trusted Resources: [COVID-19 Vaccine Safety in Children and Teens | CDC](#), [CDC Recommends COVID-19 Vaccines for Young Children | CDC Online Newsroom | CDC](#), [COVID-19 Questions, Myths and Misinformation \(aap.org\)](#)

Mis/Dis/Mal-information: Scopolamine is found in children's COVID-19 vaccines

Description: Social media users, in Spanish, widely disseminated claims that Scopolamine, a compound often used to treat motion sickness and post-operation nausea, which is known to have hallucinogenic properties, is an ingredient in children's COVID-19 vaccines. However, **Scopolamine is not an ingredient used in COVID-19 vaccines.**

Trusted Resources: [Safety of COVID-19 Vaccines | CDC](#), [Frequently Asked Questions about COVID-19 Vaccination | CDC](#), [Get the Facts on COVID-19 Vaccines, Boosters, and Additional Doses \(ca.gov\)](#), [COVID-19 Frequently Asked Questions | FDA](#)

Stay informed!

Provider Resources on eziz.org/covid

Frequent Content Updates:

- Alerts
- Program Enrollment
- My Turn Onboarding
- Reporting Requirements
- Patient Resources
- Archived Communications
- Education & Support Materials
- More to explore!

**Vaccinate ALL 58**

California COVID-19 Vaccination Program

ENHANCED BY Google

Program Updates

Program Enrollment

My Turn Onboarding

Vaccine Management

Vaccine Administration


Reporting Requirements

Archived Communications


Patient Resources

Updates for Providers

**FAQs**

**Provider Office Hours**

**myCAvax Training**

**Training Calendar**

Alerts:

Infant/Toddler Recommendations and Products

- [Guide of COVID-19 Vaccine Products](#)
- [Summary of Vaccines: Pfizer 6 months-17 years, Pfizer 6 months-4 years, Moderna 6 Months-17 years, and Moderna 6 months-5 years \(CDPH\)](#)

Provider Operations

- [COVID-19 Provider Operations Manual \(POM\) - New](#)
- [Provider Startup Worksheet - New](#)

Vaccine Management

- [Receiving and Storing Novavax Vaccine - New](#)
- [Ordering and Distribution Cadenace Calendar - Updated](#)
- [Novavax Vaccine Storage and Handling Resources - New](#)

Vaccine Administration

- [Interim Clinical Considerations for Use of COVID-19 Vaccines \(CDC\)](#)
- [COVID-19 Vaccination Schedule \(Timing Guide\)-Updated for Novavax](#)
Spanish version: [Calendario de la Vacuna COVID-19 \(Guía de Tiempo\)-Updated for Novavax](#)
- [Children who transition from a younger to an older age group: Pfizer-BioNTech | Moderna](#)
- [Novavax Vaccine Administration Resources - New](#)

Planning Resources

- [Preparing for Infant/Toddler Vaccinations Job Aid](#)
- [Planning for Under 5 Vaccinations Webinar Recording and Slides](#)
- [Recommending COVID-19 Vaccination: Clinical Talking Points 6/17/22](#)
- [Requesting COVID-19 Vaccination Staff](#)
- [Expanding Vaccination Capacity](#)

Now Enrolling Providers of Pediatric Services

- [Find Information on How to Enroll](#)
- [Dispelling Provider Myths About Joining the California COVID-19 Vaccination Program](#)
- [Welcome VFC Providers | Flyer | VFC vs. COVID Programs](#)

Provider Support

COVID Call Center

Email: [Program Info](#)
Phone: (833) 502-1245
Hours: Mon-Fri, 8AM-6PM

Contact us for questions about the program or help with accessing documents.

myCAvax and My Turn

Email: [myCAvax Technical Support](#)
[MyTurn Onboarding](#),
[MyTurn Technical Support](#)
Phone: (833) 502-1245
Mon-Fri, 7AM-7PM
Sat-Sun, 8AM-1PM

My Turn Clinic Translation Line:
(833) 980-3933
Mon-Fri: 8AM-8PM
Sun-Sat: 8AM-5PM

Vaccines

[Manufacturer Contacts](#)



COVID-19 Provider Operations Manual (POM)

Please bookmark this comprehensive resource!

- CDPH will begin to retire job aids that are now contained within the COVID-19 POM.
- No more searching across EZIZ for key programmatic and clinical job aids!
- One-stop shop for all things COVID-19!



Manual Navigation

Startup Guide

Appendices

Important contacts,
job aid inventory

Infrequent Tasks

Add a vaccine, change staff or
contacts, set up new storage
unit and data logger

1

Ordering Vaccines

Vaccine products
& kits

Vaccine order
requests

Small Orders

Vaccine
Marketplace

Marketplace
courier service

Minimizing
shipment delays

When to expect
vaccines

07/29/22

2

Receiving & Storing Vaccine Shipments

About receiving
shipments

Janssen (J&J)

Moderna

Novavax

Pfizer-BioNTech

Small orders
from TPR

Reporting
shipment
incidents

3

Routine Tasks & Reporting

Recurring tasks &
frequency

4

Managing Vaccine Inventory

About inventory
management

Monitoring
temperatures

Temperature
excursions

Expiration &
beyond-use
dates

Wastage
guidance

Reporting
nonviable doses

Reporting to
VaccineFinder

Transporting
vaccines

Vaccine
redistribution &
transfers

5

Patient Visit

Big picture

Infant/Toddler
vaccinations

Vaccine
preparation &
administration

Responding to
administration
errors

Billing &
Reimbursement

Temporary,
satellite, off-site
clinics

8

COVID-19 Vaccine Provider FAQs

- Answers to provider questions
- Updated weekly: last updated 08/11/2022
- Currently in its 84th iteration!



Q: How should COVID-19 vaccine Providers record vaccine temperatures and report temperature excursions?

A: COVID-19 vaccine Providers should record vaccine temperatures at least twice per day. Please follow the instructions in the [How to Record Temperature Job Aid](#). If a temperature excursion occurs, please use the [Temperature Excursion Job Aid](#) and the [Temperature Excursion Worksheet](#).



Q: Where can COVID-19 vaccine Providers find information on anaphylaxis management after COVID-19 vaccination?

A: COVID-19 vaccine Providers can find information on anaphylaxis management at [Recognizing and Responding to Anaphylaxis](#) and [Interim Clinical Considerations for Use of COVID-19 Vaccines: Anaphylaxis](#).

California COVID-19 Vaccination Program Provider FAQs

For Prospective, Newly Enrolled, and Current California COVID-19 Vaccine Providers. Providers may also visit [California COVID-19 Vaccination Program](#) for information and updates.

Directions: [Click on a category to be directed to related FAQs.](#)

Contents

New and Updated FAQs.....	2
Pediatric Providers.....	2
Vaccine Program Management.....	3
Provider Enrollment.....	4
Ordering.....	4
Distribution/Redistribution.....	4
Vaccine Administration.....	5
Additional/Booster Doses.....	7
Vaccine Storage & Handling.....	7
Reporting.....	8
Billing & Reimbursement.....	9
Communication Resources.....	9

[Provider FAQs on EZIZ, Updated Weekly](#)



Vaccinate ALL 58



Pfizer COVID-19 Vaccine Updates & Trainings

Date & Time (linked)	Password
Tuesday, August 16 - 12PM	mpShpynK233
Wednesday, August 17 - 9AM	epAMDha5d26
Thursday, August 18 - 9AM	smMDcKDd842
Tuesday, August 23 - 12PM	Uppv6Vw9yg9
Wednesday, August 24 - 9AM	gxJvGHBP338
Thursday, August 25 - 9AM	eNEfJNgE272
Tuesday, August 30 - 12PM	v3aADinKQ79
More sessions listed! NOTE: All times listed here are PDT.	

Audience:

Providers and immunization staff

Session Topics Include:

- New vaccine presentation (**Maroon Cap**) for individuals 6 months through 4 years of age
- FDA approvals, authorizations - including recent authorizations
- **Gray Cap**, Comirnaty®
- Use of each vaccine presentation, including storage, handling, preparation, and administration

Moderna Infant/Toddler Vaccine Video Trainings



Link to Video Resources



[How to Withdraw a 0.25mL dose: Infant/Toddler 6 months-5 years](#)



[How to Withdraw a 0.5mL Dose for Pediatrics 6 Years-11Years](#)

US-COV-2200159 06/2022

COVID-19 Vaccination Program Webinars and Training for Providers

Week of August 15, 2022

Note: Calendar subject to change

	Monday 8/15	Tuesday 8/16	Wednesday 8/17	Thursday 8/18	Friday 8/19
myCAvax, My Turn, and Combined Office Hours and Events	CDPH Therapeutics Webinar for Providers 12:00 pm – 1:00 pm	Pfizer BioNTech COVID-19 Vaccine Training & Education* 12:00 pm – 1:00 pm PW: mpShpynK233 What's New in myCAvax 12:30 pm – 1:00 pm	Pfizer BioNTech COVID-19 Vaccine Training & Education* 9:00 am – 10:00 am PW: epAMDha5d26	Pfizer BioNTech COVID-19 Vaccine Training & Education* 9:00 am – 10:00 am PW: smMDcKDd842 Quality Assurance Quickinar #1 of 3: Storage and Handling 12:30 pm – 1:00 pm	Provider Office Hours 9:00 am – 10:00 am COVID-19 Crucial Conversations Webinar: Hablando con los padres sobre la vacunación contra el COVID-19 para el regreso a clases de niños con edad escolar 12:00 pm – 1:00 pm
<i>* Pfizer topics vary by day and include the latest information about use of each vaccine presentation, including storage, handling, preparation, and administration; recent medical updates and FDA</i>					
View On Demand	<ul style="list-style-type: none">Intro to My Turn Onboarding (v. 1/4/22)Latest Features in My Turn (*Requires My Turn Login)		<ul style="list-style-type: none">Latest Features in myCAvax for Providers (*Requires myCAvax Login)myCAvax Release Notes for LHJs and CDPH Users (*Requires myCAvax Login)COVID-19 Crucial Conversations Archived Webinars and Slides		<ul style="list-style-type: none">Provider 101 Account Enrollment: Section A: Organization Application (v. 10/21/21)Provider 101 Account Enrollment: Section B: Location Application (v. 10/21/21)Provider Office Hours and MCE Office Hours Archived Sessions

Help

Website: www.eziz.org/covid, [FAQs](#)
General email: covidcallcenter@cdph.ca.gov
CDPH Provider Call Center: 1-833-502-1245, 8am-6pm

My Turn email: myturnonboarding@cdph.ca.gov
myCAvax Help Desk Email: myCAvax.HD@accenture.com
Phone: (833) 502-1245



KidsVaxGrant 2.0

Thomas Villagomez, CDPH

KidsVaxGrant 2.0 Funding Opportunities



- **Providers serving pediatric populations that are newly enrolled** in the California COVID-19 vaccine program (myCAvax) could receive \$10,000 per site to support enrollment and launching a vaccination center. Those that enroll in myCAvax from December 17, 2021. through October 14, 2022, will qualify for the grant.
- **Providers serving pediatric populations that are already enrolled** in the California COVID-19 vaccine program (myCAvax), who are expanding operating hours by a minimum of 25 hours, could be eligible for \$25,000, per site.
 - Expanded hours must be outside of normal or existing clinic hours
 - Expanded hours must be completed within 120 days of the application's approval and are not retroactive.

KidsVaxGrant 2.0 Eligibility



\$10K Enrollment Grant:

- Enrolled in myCAvax from December 17, 2021, through October 15, 2022
- Placed at least one completed order of COVID-19 vaccines for the infant and toddler population (6 months – 5 years population)
- Expend grant funds on allowable expenses

\$25K Expansion Grant:

- Expanded hours by a total of 25 hours (a one-time, temporary expansion) and must be outside of normal or existing clinic hours
 - Expanded hours must be completed within 120 days of the application's approval and are not retroactive.
- Placed at least one completed order of COVID-19 vaccines for the infant and toddler population (6 months – 5 years population)
- Expend grant funds on allowable expense

KidsVaxGrant 2.0 Resources



KIDSVAXGRANT 2.0 (Application deadline October 14, 2022)

- [CDPH Job Aid: Preparing for Under 5 Vaccinations](#)
- [myCAvax](#)
- [Enrollment Kit](#)
- [Provider Worksheet](#)
- [Fact Sheet](#)
- [Standard 204 Form Instructions](#)
- [Application Checklist](#)
- [KidsVaxGrant 2.0 Guidelines](#)
- [KidsVaxGrant 2.0 Awardee Survey Tracking Template](#)
- [KidsVaxGrant 2.0 Frequently Asked Questions](#)
- [KidsVaxGrant 2.0 Allowable Expenses](#)
- [KidsVaxGrant 2.0 Practice Agreement \(\\$10k\)](#)
- [KidsVaxGrant 2.0 Practice Agreement \(\\$25k\)](#)

KIDSVAXGRANT 2.0 WEBINARS

- Archived: [Watch: Recorded Aug. 1, 2022](#)

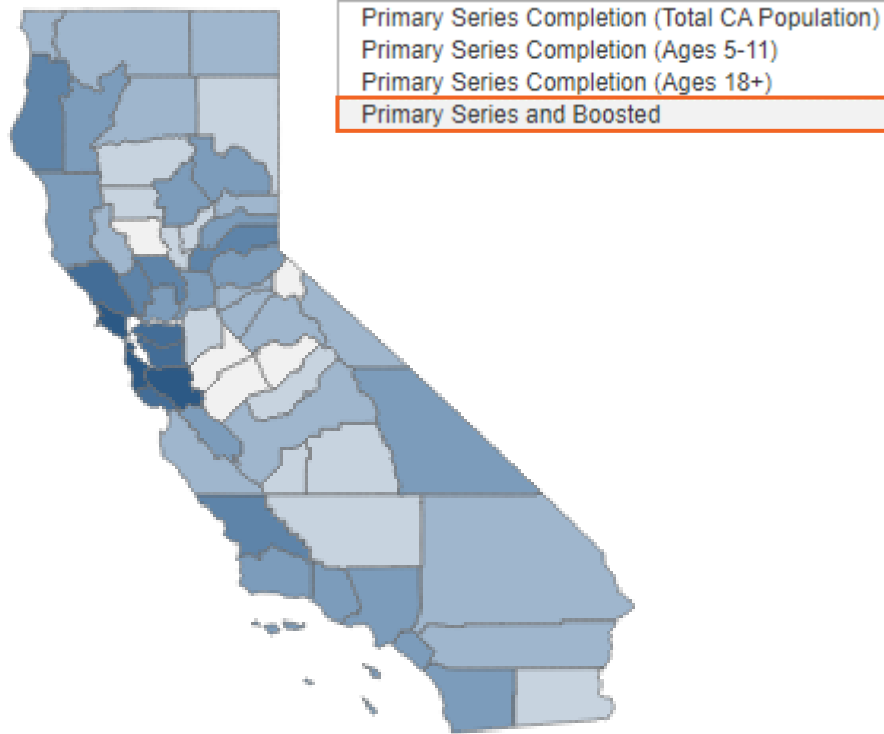


Vaccine Administration Data

Joshua Quint, CDPH

Vaccine Administration Summary

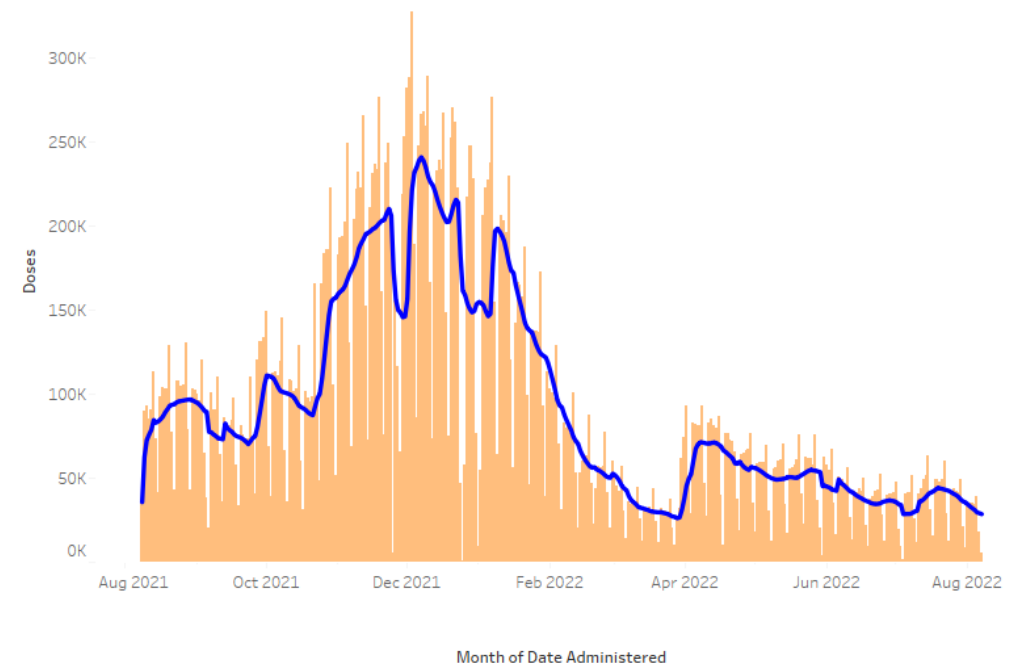
as of August 8, 2022



79,070,402

Total Doses Administered:

Daily Doses Administered: **Statewide**



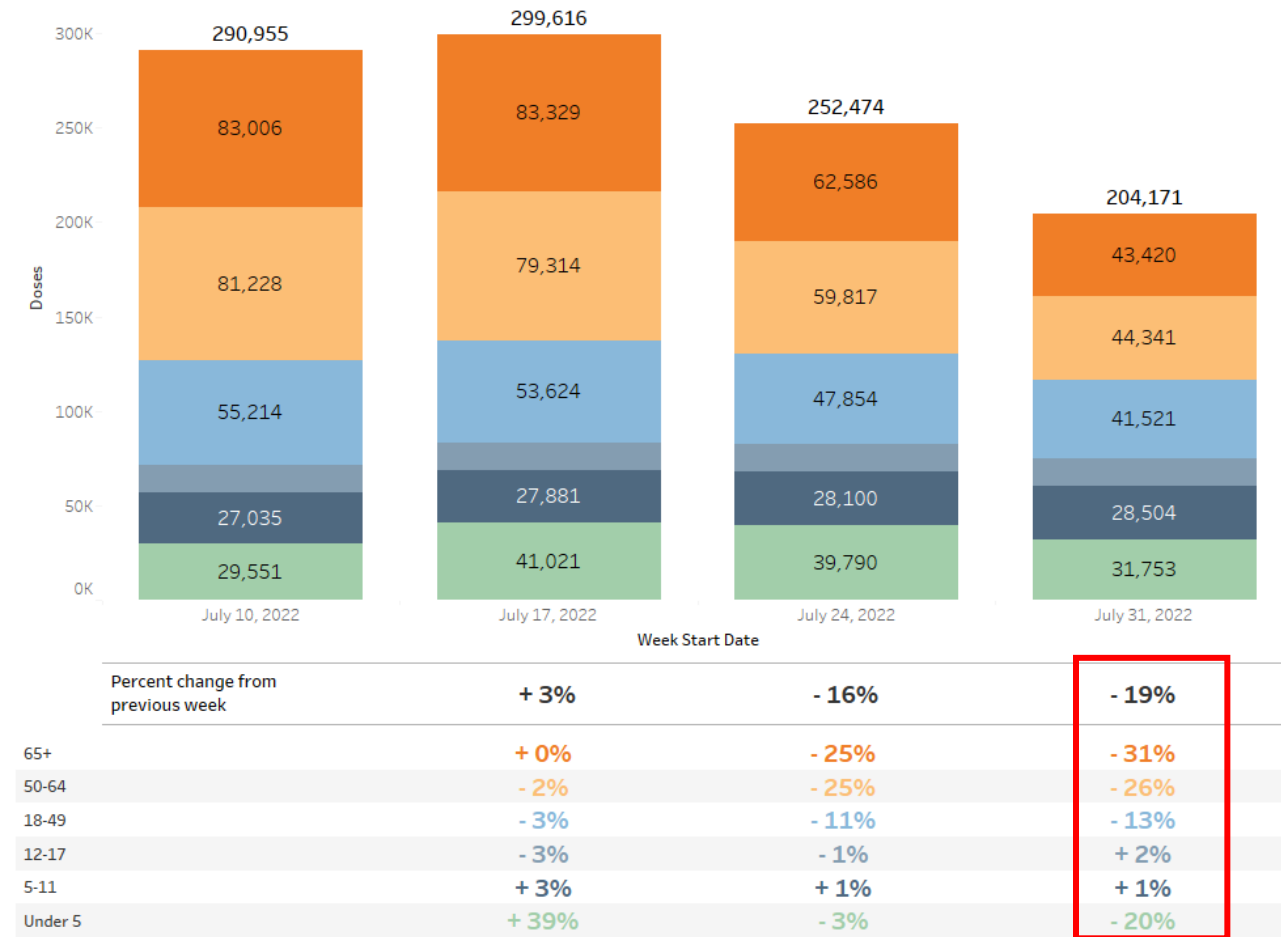
Trends in Vaccine Administration

as of August 8, 2022

New Eligibility Groups Driving Demand

- New eligibility among under 5
- First boosters among 5-11-year-olds
- Second boosters among 50+ year-olds

Weekly Doses Administered by Age Group

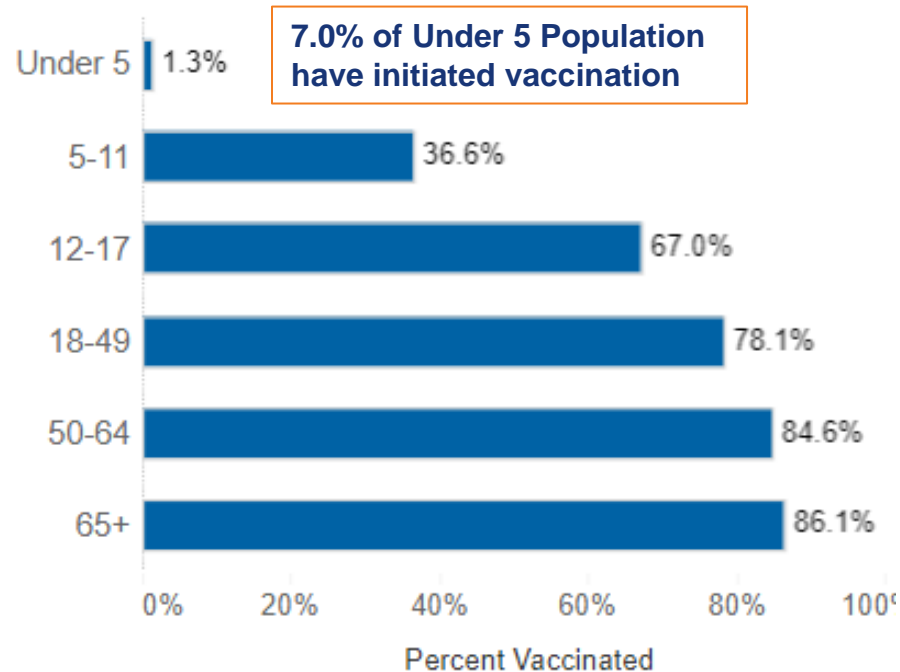


Vaccination Coverage by Age

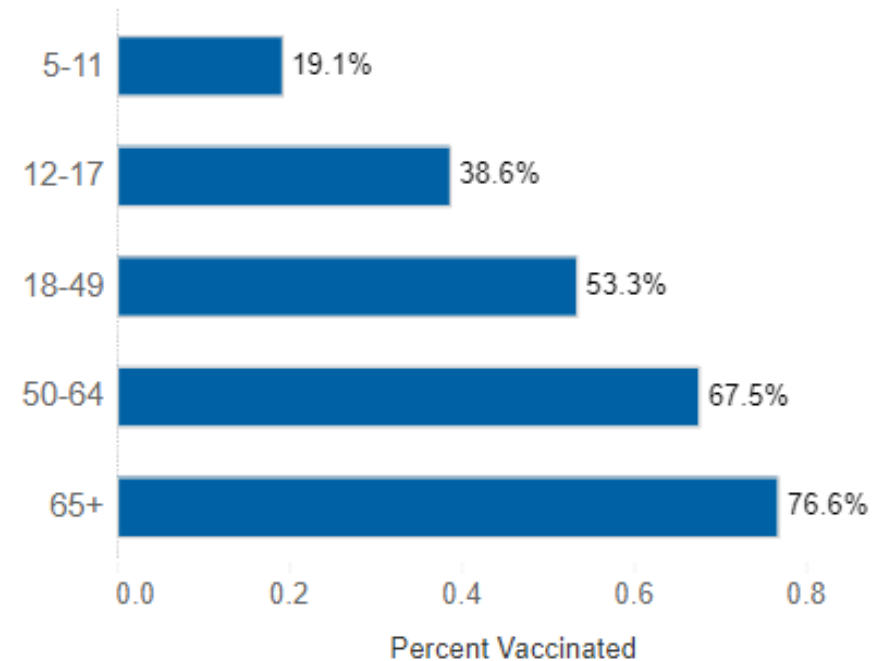
as of August 8, 2022

Statewide

Primary Series Status and People Vaccinated by Age



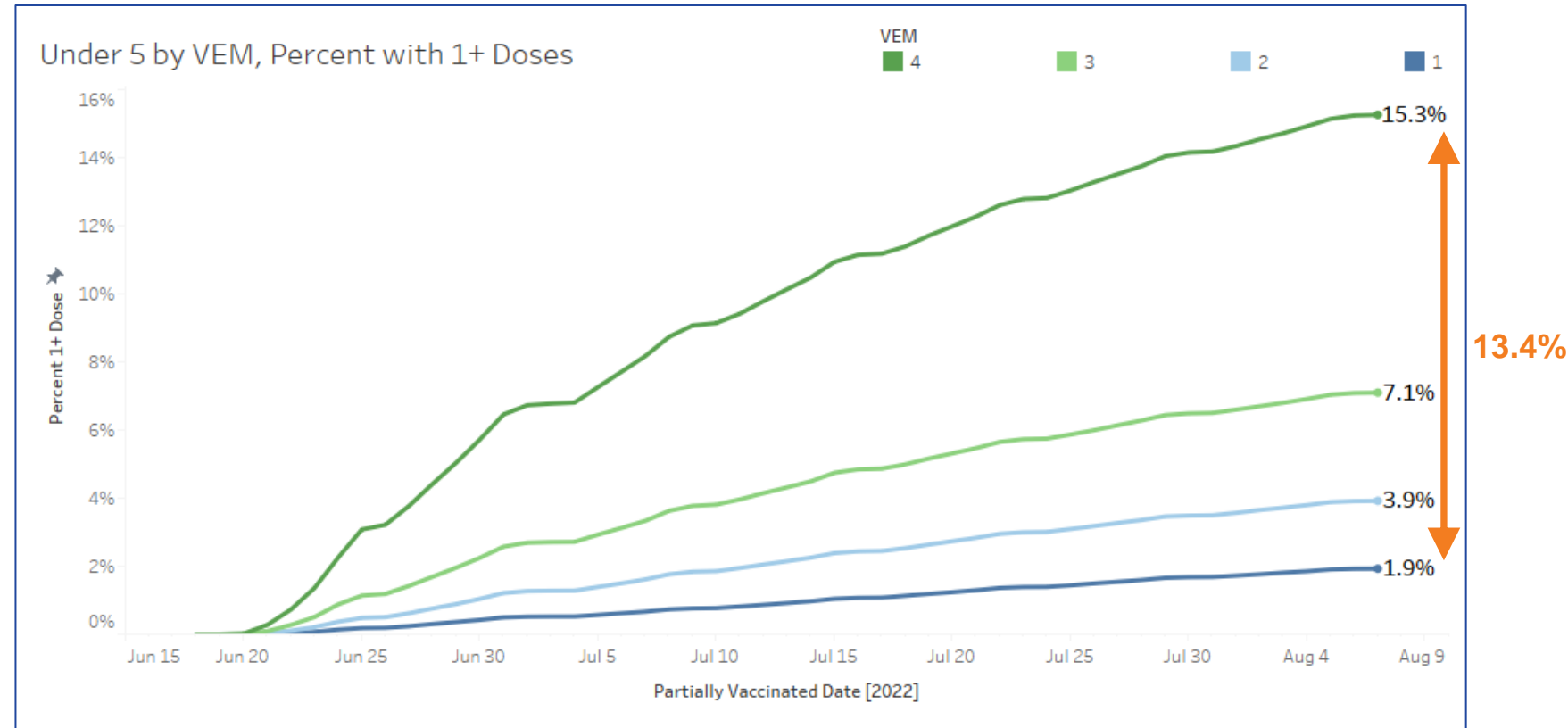
Primary Series and Boosted Status and People Vaccinated by Age



Infant/Toddler Vaccination Trends

as of August 8, 2022

- Disparities in vaccination coverage rates by Vaccine Equity Metric Quartile after first seven weeks of eligibility (13.4% pts gap)
- Children living in the Most Healthy Places are 8 times more likely to have initiated vaccination than children living in the Least Healthy Places



Data Summary

as of August 8, 2022

Key Metrics

79.1 million doses administered | **+ 204K** new doses administered **(-19% pts)**
7.0% population Under 5 with 1+ dose | **+13K** new Infant/Toddler recipients **(-18% pts)**
71% population 50+ years with 1+ booster | **62-80%** range by race and ethnicity

System Notes

- Vaccination data for children under 5 years of age added to all dashboards
- Coverage rates using total population denominator
- 4th doses included in overall dose count, but not currently displayed in immunization status

Clinical Update

Priyanka Saxena, M.O., CDPH

Coadministration of COVID-19 and Other Vaccines

- LHJs and Providers should incorporate COVID-19 vaccine into routine immunization workflows
- COVID-19 vaccines may be administered without regard to timing of other vaccines.
 - This includes simultaneous administration of COVID-19 vaccine and other vaccines on the same day.
 - The one exception is in those situations where an Orthopoxvirus vaccine is being administered.
 - If Orthopoxvirus vaccine administered first, might consider waiting 4 weeks before COVID-19 vaccine
 - If COVID-19 vaccine administered first, no minimum interval necessary before receiving Orthopoxvirus vaccination for prophylaxis in the setting of an outbreak.
- Best practices for injections apply to all vaccinations and coadministration.

Job Aid: Coadministration Tips

Updated

Includes information such as:

- Clinical considerations
- Organization of syringes
- Patient care
- Intramuscular (IM) injection guidance

COVID-19 Vaccine Coadministration Tips



Routine and flu vaccines may be administered on the same day as COVID-19 vaccines.

Considerations—What are the risks of:

- Missing recommended vaccines and catching COVID-19 or other vaccine-preventable diseases before the next appointment?
- Reactions from each vaccine?

Organize syringes:

- Label each syringe with vaccine name, dosage, lot number, initials of the preparer, and the exact beyond-use time.
- Place syringes on a clean tray, grouping vaccines by administration site.

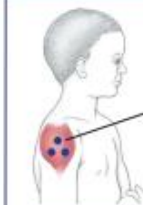
Patient Care:

- When possible, administer the COVID-19 vaccine in a different arm from vaccines more likely to cause a local reaction (e.g., tetanus-toxoid-containing vaccines).
- Give the most painful injections last (e.g., MMR, HPV).
- If patient is anxious, try using these tips to ease anxiety during vaccination.
- After administration, observe patient for 15 minutes (30 minutes if at increased risk for anaphylaxis). Report any adverse events to VAERS.

Examples for preteens and kids:



Separate injection sites by 1 inch or more, if possible.



Administer COVID-19 vaccines by intramuscular (IM) injection.

Age: 3 years and older

- **Site:** Deltoid muscle, above the level of the armpit
- **Needle:** 1 inch, 22-25 gauge (1 1/2 inches for larger patients)
- Bunch up the muscle and insert entire needle at a 90° angle

Refer to CDC product info for administration steps by product.



Under 3 years

- **Site:** Vastus lateralis muscle, in the anterolateral thigh (outside of the leg in the mid- to upper-thigh)
- **Needle:** 1 inch, 22-25 gauge
- Bunch up the muscle and insert entire needle at a 90° angle



California COVID-19 Vaccination Program

IMM-1389 (8/10/22)

Immunization Timing 2022

Birth	
HepB ¹	

Age 2 months	Interval from previous dose
DTaP (Diphtheria, Tetanus, Pertussis)	
Polio (IPV)	
HepB ² (age: 1-2 months)	1-2 months after birth dose
Hib (Hib meningitis)	
PCV (Pneumo)	
RV ³ (Rotavirus)	

Age 4 months	Interval from previous dose
DTaP	1-2 months
Polio	1-2 months
HepB ²	1-2 months if 1st dose given at 2 months of age
Hib	1-2 months
PCV	1-2 months
RV ³	4-10 weeks

Age 6 months	Interval from previous dose
DTaP	1-2 months
Polio (age: 6-18 months)	1-14 months
HepB ² (age: 6-18 months)	2-12 months and at least 4 months after first dose
Hib ⁴	1-2 months
PCV	1-2 months
RV ³	4-10 weeks and if RV-5 (RotaTeq) used for doses 1 or 2

Age 12 months	Interval from previous dose
HepA ⁵ (age: 12-23 months)	
MMR ^{5,6,7} (age: 12-15 months)	
Varicella ⁷ (age: 12-15 months)	
Hib (age: 12-15 months)	2-8 months
PCV ⁸ (age: 12-15 months)	6-8 weeks

Age 15 months	Interval from previous dose
DTaP ⁹	6-12 months

Age 18 months	Interval from previous dose
HepA	6-18 months

Age 4-6 years	Age 11-12 years	Age 16 years
DTaP Polio (IPV) MMR ^{6,7} Varicella ⁷	Tdap HPV ¹⁰ (2 doses) (can start at age 9) MenACWY (MCV4)	MenACWY (MCV4) MenB ¹¹

Every Fall: Flu Vaccine¹² Everyone 6 months and older

COVID-19 vaccine & any recommended booster(s): Everyone 6 months+¹³

This is a suggested schedule. For alternatives and details, including additional recommendations for high-risk children, consult the Recommended Child and Adolescent Immunization Schedule for ages 18 years or younger, United States, 2022.

- 1 Monovalent HepB vaccine is recommended within 24 hours of birth for stable infants weighing >2 kg. For others, see schedule.
- 2 A dose of HepB vaccine is not necessary at 4 months if doses are given at birth and 2 months but may be included as part of a combination vaccine. The final dose (3rd/4th) should be given after age 24 wks. and at least 16 wks. after 1st dose.
- 3 Administer first dose at age 6 wks-14 wks. (Max. age: 14 wks., 6 days). Max. age for final dose in the series: 8 months, 0 days. If any dose of RV5 is given or product is unknown, a total of three RV doses are needed.
- 4 This 6 month Hib dose is not indicated if PedvaxHIB[®] is used exclusively for the 2 and 4 month infant doses.
- 5 Refer to CDC guidelines for vaccinating children 6-11 months prior to international travel.
- 6 Min. interval between 1st and 2nd dose is 4 wks. Two MMR doses should still be given on or after 12 months of age.
- 7 Minimum intervals: Ages 1-12 year: 3 months. Ages 13 years and older: 4 weeks. MMRV may be used when both MMR and Varicella vaccines are indicated. For the 1st dose at 12-15 months, MMR and varicella vaccines should typically be given unless the parent or caregiver prefers MMRV.
- 8 Final dose of PCV series should be given at ≥12 months of age or after.
- 9 The 4th dose of DTaP may be administered as early as 12 months, provided at least 6 months have elapsed since the 3rd DTaP dose.
- 10 HPV vaccine should be given on a 0, 6-12 month schedule for 9-14 year olds (min. interval is 5 months). If patient is immunocompromised or initiates series at 15 years or older, use a 3 dose schedule (0, 1-2, 6 months).
- 11 A MenB vaccine series may be given to all persons 16 through 23 years of age. See MMWR for details.
- 12 Two doses given at least 4 weeks apart are recommended for ages 6 months-8 years who are getting flu vaccine for the first time.
- 13 Ages 5+ years need 1 booster dose. Ages 12+ years and moderately or severely immunocompromised need 2 booster doses.

MM-395 (6/22)




CALIFORNIA KIDS
Love them. Immunize them.

California Department of Public Health • Immunization Branch
850 Marina Bay Parkway • Richmond, CA 94804 • www.eziz.org

This publication was supported by Grant Number H23/CCH922507 from the Centers for Disease Control and Prevention (CDC). Its contents are solely the responsibility of the authors and do not necessarily represent the official views of CDC.

Sesame Street Gets Vaccinated!



[Elmo and Louie Get Vaccinated \(English\)](#)

[Elmo and Louie Get Vaccinated \(Spanish\)](#)



[COVID-19 Vaccine Conversation with Big Bird and Granny Bird](#)

Poll: CDPH Appreciates Your Feedback!

1. Have you administered Novavax?

☐ Yes

☐ No

2. What is the most common reason patients are requesting Novavax?



Storage & Handling

Kate McHugh, CDPH

Issuing Additional Vaccination Record Cards

When a vaccination record card is full:

1. Complete a new card for the patient.
2. Staple both cards together.
3. Encourage the patient to photograph both cards in case they become separated.
4. Patient should bring both cards to future vaccination appointments.

Pfizer Pediatric Ages 5 Years – 11 Years

- CDC has communicated they do not expect any gap in Pfizer 5-11 availability
- Soon shipments will begin shipping with November expiration dates
 - We do not have information yet on expiration dates of future shipments.
- Please continue to dispose of your Pfizer and report the expired doses into myCAvax.

Storage and Handling Basics

- All vaccines should be stored in an appropriate storage unit and be continuously monitored by a digital data logger.
 - This includes during transport!
 - Dorm-style refrigerators are not appropriate storage units. They can freeze vaccine!
- Temperatures should be checked and recorded at least twice a day.
 - **Job aid:** [HOW TO RECORD TEMPERATURES](#)
 - You should download the data from the logger regularly and look for any trends or fluctuations.
 - Temperature records must be kept for at least three years.
- We recommend that providers develop a [vaccine management plan](#).

Temperature Excursion Guidance

- [Temperature Excursion Job Aid](#)
- [Temperature Excursion Worksheet](#)
- Vaccines should be quarantined until a determination on their viability is made – label "DO NOT USE".
- Download the data from the data logger to get the specifics on the excursion – how long and at what temperatures.
- Contact the manufacturer to get a determination on viability.
 - You can either call the manufacturer or use their internal stability data posted online (links in job aids).
- Temperature excursions must be reported in myCAvax - even if the vaccine is determined to still be viable!

Vaccine Management

Eric Norton, My Turn, and Maria Volk, CDPH

★ Monkeypox Vaccine & the My Turn Outbreaks Approach



Initial Monkeypox functionality will launch in My Turn on August 15th.

Please confirm which vaccine you would like to schedule.

- ☐ COVID-19
- ☐ Flu (currently unavailable)
- ☒ Other vaccine (Monkeypox)

Is the patient in one of the following eligible groups?

Currently Monkeypox vaccines are limited to certain groups:

- Healthcare worker/responder
- Laboratory worker
- **Anyone at a higher risk of being exposed**

For more information on Monkeypox, [learn more](#).

- ☒ Yes
- ☐ No

★ My Turn Novavax Update

*50 appointments per CSV



The My Turn team is prioritizing the launch of My Turn outbreaks to ensure the Monkeypox functionality is in the upcoming release. We expect Novavax to be available in My Turn starting in late August.

In the interim, clinics can capture Novavax vaccination data offline using a bulk upload CSV file which is available on EZIZ under the [My Turn Offline Resources](#) section. You can use this file to easily upload the appointments once Novavax becomes available in My Turn.

You may contact the My Turn Help Desk by calling 833-502-1245, Option 4, or emailing MyTurn.Clinic.HD@accenture.com for any additional questions.

★ Novavax Training Added to Required CDC Training Page

Novavax product training is now available on [CDPH's Required Training page](#). The CDC requires that anyone storing, handling, administering, or managing COVID-19 vaccines complete this product training if your location will be administering Novavax.

All relevant job aids have been updated to include the new Novavax vaccine.

Novavax	Location Coordinator	Vaccinator	Provider
• Vaccine Preparation & Administration (PDF)	✓	✓	✓
• Storage & Handling (PDF)	✓	-	-

Please note that the required Novavax training has not yet been added to the Training tab in myCAvax -- but it's still required!

★ Who Should Use the Provider Operations Manual?

Provider organizations and locations, LHDs, and MCEs would benefit from the Provider Operations Manual.

The Provider Operations Manual serves as a refresher for:

- Those who took the enrollment training awhile ago
- New hires to an existing COVID-19 program
- Staff at a Provider location introducing a new COVID-19 product



Questions or feedback about the Provider Operations Manual? Contact the COVID Call Center.

★ What's New in myCAvax? - Release 29

New updates for Providers, LHDs, and MCEs launched on August 11th.



LHDs/MCEs

- ✓ You now see new status reasons of 'Pending Disenrollment' for the 'Order Hold' status and 'Disenrolled' for the 'Inactive' status on Provider locations.
- ✓ You can update users who are recipients in Site Visit confirmation email notifications.

Providers

- ✓ You can initiate voluntary disenrollment of Provider locations from the COVID-19 vaccination program. Disenrolled locations will not be able to place orders.



Initiating Disenrollment of Provider Locations

Providers can now initiate voluntary disenrollment of Provider locations if they no longer seek to participate in the COVID-19 vaccination program. Location(s) will be placed on an order hold while the disenrollment is being processed and the LHD will engage with the Provider for any on-hand inventory.

You must provide **1)** on-hand inventory and doses administered details for each selected location, **2)** disenrollment date (at least 30 days in the future), **3)** disenrollment reason, and **4)** confirm initiation of the disenrollment process.

Provider Disenrollment

If your location(s) no longer seek to participate in the California COVID-19 Vaccination Program, please complete this form to begin the disenrollment process.

What happens when I disenroll a location?

- Locations will be placed on an order hold while the disenrollment is being processed. This means your disenrolled location(s) will not be able to order.
- If you have on-hand inventory, CPHI will contact you to transfer inventory to your local health department.

Once you are disenrolled from the California COVID-19 Vaccination Program, your location(s) will need to re-enroll in myCASA if planning to offer COVID-19 vaccines in the future.

Before you get started

Once you start the disenrollment process, you cannot save and return at a later time.

Select Location(s) for Disenrollment

Select the location(s) you want to disenroll from the program, provide a single reason and disenrollment date for your location(s).

Update Vaccines/Inventory

Please make sure Vaccines/Inventory is up to date before you begin this process.

Gather on-hand inventory for locations

Gather the following information needed for all COVID-19 vaccine before proceeding with the disenrollment process:

- Quantity on-hand
- Lot Number
- Expiration / Beyond use date
- Doses administered since last order

[Cancel](#) [Continue](#)

Provider Disenrollment

Select the location(s) you want to disenroll from the program, provide a date and reason for disenrollment.

Select location(s) to Disenroll

- All location(s) selected will have the same disenrollment date and reason. If disenrollment date or reason(s) differs, submit an additional disenrollment for those location(s).
- You will need to provide on-hand inventory and doses administered details for each selected location on the next step.

Location account	Vaccine Admin Address	Primary Location Coordinator	Status	Status Reason
Kern Medical Pass Hub	122 Main Street	Roberto Mendez	Active	
Kern Medical Pass Hub	4400 Main Blvd	Roberto Mendez	On hold	
Kern Medical Pass Hub	1600 Avenue Ave	Roberto Mendez	Active	Temporary closure
Kern Medical Pass Hub	1122 Main Street	Victoria Jackson	Suspended	

Disenrollment Date

Your requested disenrollment date should be at least 30 days in the future. Location(s) will be placed on order hold when the disenrollment form is submitted.

01/01/2022

Disenrollment Reason

Please select at least one reason for disenrolling from the program.

- ☐ Merged with another provider/facility
- ☐ Location(s) closed
- ☐ No longer offering COVID-19 vaccinations
- ☐ Change in ownership
- ☒ Program requirements are too burdensome or financial burden for our practice
- ☐ Location(s) serves too few patients
- ☐ Other

Please provide a brief description of the circumstances surrounding disenrollment from the California COVID-19 Vaccination Program. If disenrollment is due to program requirements, please specify which requirements before the decision.

[Back](#) [Continue](#)

Provider Disenrollment

If your location(s) no longer seek to participate in the California COVID-19 Vaccination Program, please complete this form to begin the disenrollment process.

Enter location(s) On-hand inventory and Doses administered

- Vaccine/inventory is automatically pulled every afternoon at 3pm PST, your changes may not be reflected until the following day but you can proceed with the disenrollment process.
- If you do not use a COVID-19 vaccine listed under your location, you can add the vaccine manually.
- Enter the current On-hand inventory and Doses administered since your last order.

Location account	Vaccine product	Qty	Last updated	Quantity	Lot number	Expiration / Beyond use date	Qty since last order	Last order date
Kern Medical Pass Hub	Moderna mRNA 100-gal	10	06/19/2022	10	00000007	10/20/22	100	01/13/2022
Kern Medical Pass Hub	Moderna mRNA 100-gal	10	06/19/2022	10	00000007	10/20/22	100	12/18/2021
Kern Medical Pass Hub	Moderna mRNA 100-gal	10	06/19/2022	10	00000007	10/20/22	100	12/18/2021

[Back](#) [Continue](#)

Confirm Disenrollment

If your location(s) no longer seek to participate in the California COVID-19 Vaccination Program, please complete this form to begin the disenrollment process.

The following locations will be disenrolled

- These location(s) will be placed on an order hold while the disenrollment is being processed. This means your disenrolled location(s) will not be able to order.
- Once you are disenrolled from the California COVID-19 Vaccination Program, your location(s) will need to re-enroll in myCASA if planning to offer COVID-19 vaccines in the future.

Location account	Vaccine Admin Address	Primary Location Coordinator	Status	Status Reason	Disenrollment Date
Kern Medical Pass Hub	4400 Main Blvd	Roberto Mendez	On hold	Pending Disenrollment	01/01/2022
Kern Medical Pass Hub	1600 Avenue Ave	Roberto Mendez	On hold	Pending Disenrollment	01/01/2022

I confirm that the information provided is accurate. I understand that once a location is disenrolled, it will no longer be able to participate in the California COVID-19 Vaccination Program.

[Back](#) [Submit](#)

APPENDIX

myCAvax – Known Issues - *Updated 8/5*



Known Issues

“You cannot choose a past date” error when editing an account on Temporary Closure




- ✓ We are working to correct an issue where an error is shown when editing an account in ‘Temporary Closure’ status
- ✓ You may have noticed this when making any updates to your account, such as editing shipping hours address



Workaround/Next Steps

- ✓ Fix: 8/11/2022
- ✓ Workaround: Please contact the PCC if you want to make any changes to your account

Slide Icon Key

Icon	Meaning
	This is to label slides that are referencing upcoming or existing functionality and how to use it in the system.
	This is to label slides that include important system reminders.
	This is to label slides that include tips and best practices to improve your system experience.

Release Roadmap

RECENTLY DEPLOYED

July 14th (R28.0)

Orders

- ✓ Order Fulfillment Updates to allow multiple lots and general UI enhancements
- ✓ Allow LHD users update additional details on the Shipment Records (i.e., quantity, product, expiration date, etc.)
- ✓ Validate Shipping Hours
- ✓ Set Flags for Temporary Closure on Vaccine Order Review page

Account

- ✓ Temporary Closure for Location Accounts
- ✓ Add Calibration Expiration date to Storage Unit List

Community

- ✓ Update Thermometer Type options
- ✓ Add Data Logger as Shipment Incident Type

Site Visits

- ✓ Provider Category
- ✓ VFC Assigned Pin

Other

- ✓ Put LHD Dashboard on LHD Homepage

IN PROGRESS

August 11th (R29.0)

Orders

- ✓ Monkeypox Ordering

Account

- ✓ Provider initiated Disenrollment
- ✓ Order Hold due to inactivity
- ✓ 'Non-Covid' Location checkbox added to location accounts
- ✓ 'Exclude from Vtrcks' added to location accounts and will exclude from providers files
- ✓ Outbreak Organizations will be created for each LHD to house manually created Outbreak Locations

Site Visits

- ✓ Update Users who are Recipients in Site Visit Confirmation Email Notifications

Other

- ✓ Add 'Shipment Incident' as a new status reason for Order Holds on an account

UPCOMING

September 8th (R30.0)

Orders

- ✓ Monkeypox Enhancements

Account

- ✓ Disenrollment Emails will be sent when disenrollment is submitted and completed

Community

- ✓ Unified Login Experience POC

Site Visits

- ✓ Follow Up Actions

My Turn Public Product Roadmap

RECENTLY DEPLOYED

July 27th (R29)

Release 29

- ✓ Moderna Pediatric/Adolescent 6 yrs. -17 yrs. Additional Dose rollout
- ✓ Translations refresh
- ✓ Update eligibility chart to CDC link
- ✓ Display number of locations on Select a Location page
- ✓ Infant Pfizer second dose reminder communications
- ✓ [Delivery] Failure Point Notification – setting up monitoring tools throughout system to flag (potential) issues
- ✓ [Testing] Custom flows for vaccine type
- ✓ [Testing] Consider walk-in and bulk upload appointments for clinic's Public Portal capacity and availability

CURRENT

August 15th (R29.1)

Release 29.1

- ✓ Monkeypox rollout
- ✓ Update eligibility chart to interactive link that displays what COVID vaccines the patient is eligible for based on age

UPCOMING

August 24th (R30)

Release 30

- ★ ✓ Opt-in to SMS messages on public portal
- ✓ Translations refresh
- ✓ [Delivery] Update error messaging for better user experience and accessibility
- ✓ [Continued] Failure Point Notification – setting up monitoring tools throughout system to flag (potential) issues
- ✓ [Testing] Custom flows for vaccine type
- ✓ [Testing] Consider walk-in and bulk upload appointments for clinic's Public Portal capacity and availability

My Turn Clinic Product Roadmap

RECENTLY DEPLOYED

July 27th (R29)

Release 29

- ✓ [Walk-In] Adding tool tips to the Homeless questions
- ★ ✓ [Vaccine Inventory] Entering Lot Numbers correctly
- ✓ [CAIR2] Concatenate "Cross Street 1" and "Cross Street 2"
- ✓ [Clinic Creation] Infant/Toddler Pfizer 6 months-4-years checkbox visible
- ✓ [IIS Tab] Update filters to mimic the Appointment tab Filters
- ✓ Moderna Pediatric/Adolescent 6 months-17-years Additional Dose
 - ✓ Add Vaccine Supply & Inventory
 - ✓ Bulk Walk-In Upload
 - ✓ Clinic Creation Setup
 - ✓ Walk-in Flow Update
 - ✓ Vaccine Administrator Flow Update
 - ✓ Single/Bulk Edit Update
 - ✓ Appointment/IIS Tab Filter Update

CURRENT

August 15th (R29.1)

Release 29.1

- ✓ [Walk-In] New Walk-In flow Implementations
- ✓ [Walk-In] Add New Values for the Gender field
- ✓ Vaccinia (Monkeypox) for 18 years+
 - ✓ Add Vaccine Supply & Inventory
 - ✓ Clinic Creation Setup
 - ✓ Walk-In Flow Update
 - ✓ Vaccine Administrator Flow Update
 - ✓ Single Edit Update
 - ✓ Appointment/IIS Tab Filter Update

UPCOMING

August 24th (R30)

Release 30

- ★ ✓ Opt-in to SMS messages on the Walk-In Flow
- ✓ [Walk-In Flow] Make the second Homelessness question optional
- ✓ [CSV/Inline] Monkeypox Bulk Upload
- ✓ Novavax for 18 years+
 - ✓ Add Vaccine Supply & Inventory
 - ✓ Clinic Creation Setup
 - ✓ Walk-In Flow Update
 - ✓ Vaccine Administration Flow Update
 - ✓ Single/Bulk Edit Update
 - ✓ Appointment/IIS tab filters
 - ✓ CSV/Inline Bulk Upload
 - ✓ Dashboards

Wrap-up

Leslie Amani, CDPH

Additional Support

Type of Support

Description

Updated 6.6.22



COVID-19 Provider Call Center

The COVID-19 Call Center for Providers and Local Health Departments is dedicated to medical providers in California and their COVID-19 response, specifically addressing questions about State program requirements, enrollment, and vaccine distribution, including the Vaccine Marketplace.

- Email: covidcallcenter@cdph.ca.gov
- Phone: (833) 502-1245, Monday through Friday from 8AM–6PM



Enrollment Support

For Provider enrollment support, please contact myCAVax Clinic Operations at

- Email: myCAvaxinfo@cdph.ca.gov



myCAVax Help Desk

Dedicated staff provide up-to-date information and technical support on the myCAVax system.

- Email: myCAVax.HD@Accenture.com
- Phone: (833)-502-1245, option 3, Monday through Friday 8AM–6PM

For training opportunities: <https://eziz.org/covid/education/>



My Turn Clinic Help Desk

For **onboarding support** (those in the process of onboarding): myturnonboarding@cdph.ca.gov

For **technical support** with My Turn Clinic for COVID-19 and flu vaccines: MyTurn.Clinic.HD@Accenture.com or (833) 502-1245, option 4: Monday through Friday 8AM–6PM

For job aids, demos, and training opportunities: flu at <https://eziz.org/covid/myturn/flu/> and COVID at <https://eziz.org/covid/myturn/>



Archived Communications

For archived communications from the COVID-19 Provider Call Center about the California COVID-19 Vaccination Program visit

- Website: [EZIZ Archived Communications](#)

Latest Updates



COVID-19 Vaccines Approved for Children as Young as 6 Months

[Get the Facts](#)



Pfizer Gets Approval for Booster Ages 5-11

[Learn More](#)



Daily CDPH News Release

[Read the Latest](#)



Test to Treat Program

[Learn More](#)



Producing Safe and SMART Events

[See the Playbook](#)



Updated Masking Guidance

[See the Latest](#)

Quick Tips for Fighting COVID-19



Tested Positive?

Stay home, self-isolate and watch for symptoms if you test positive for COVID-19.

[Get Instructions](#)



Recently Exposed?

Wear a well-fitting mask around others, and follow quarantine and testing recommendations.

[See Instructions](#)



When to Mask

Find out when and where you may still need to wear a mask.

[See the Latest](#)



Choosing Your Mask

An effective mask has both good fit and filtration, and can help prevent you and others from getting COVID-19.

[Learn More](#)



Travel Tips

Get all the information you need before you take your next trip.

[See CDC Guidelines](#)

Protect Your Health



Protect & Prevent

Get all the information you need to protect yourself and others from COVID-19.

[Slow the Spread](#)



Testing

Get the latest on who should get tested and where.

[Get Tested](#)



Contact Tracing

What to expect if you are notified by a contact tracer that you've been exposed to COVID-19.

[Learn About Contact Tracing](#)



COVID-19 Vaccines

Schedule an appointment to get vaccinated if you're age 5+.

[Learn About Vaccines](#)



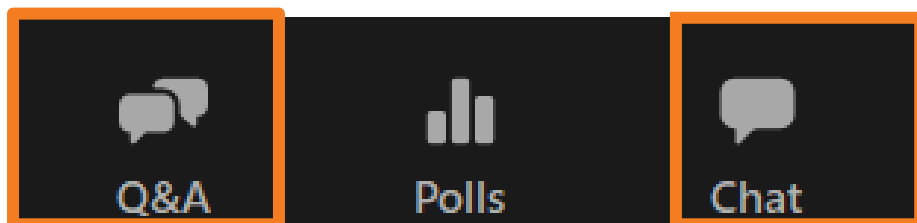
COVID-19 Treatments

Learn how treatments could help you recover faster or protect you from getting COVID-19.

[Learn About Treatments](#)

Provider Office Hours Q&A

During today's session, please use the Q&A panel to ask your questions so CDPH subject matter experts can respond directly.



Resource links will be dropped into, “Chat”



Thank you!



Monday

Provider Therapeutics Webinar

Next session: Monday August 15, 12PM

My Turn and myCAvax Office Hours

Next session: Monday, August 22, 12PM

Friday

Provider Office Hours

Next session: Friday, August 19, 9AM