

# Receiving & Storing Moderna Vaccine



## California COVID-19 Vaccination Program

Vaccine shipments must never be rejected. Upon delivery, sites assume responsibility for ensuring that vaccines are stored in temperature-controlled environments. Follow these instructions to receive and store Moderna vaccine and report any shipping incidents immediately.

### Key Points

- Moderna COVID-19 vaccine branded as SPIKEVAX was approved by the FDA on January 31, 2022, as a 2-dose series for individuals 18 years of age and older; no change was made to the vaccine's formula
- Moderna 10 (5.5 mL, NDC 80777-273-99) available as 10-dose multidose vials/100 carton; Moderna 14 (7.5 mL, NDC 80777-273-98) is no longer available as standard orders
- When extracting only primary series doses, depending on the syringes and needles used, a maximum of 11 doses (range: 10-11 doses) may be extracted from the vial containing 5.5 mL or a maximum of 15 doses (range: 13-15 doses) may be extracted from the vial containing 7.5 mL (see EUA Fact Sheet)
- Refer to [Moderna Fact Sheet for Healthcare Providers](#) for administration and storage & handling
- Vaccine will arrive frozen between -50°C and -15°C (-58°F and 5°F)
- CDC ships two ancillary kits per order to allow providers to administer half-dose boosters; providers are encouraged to opt out when placing Standard Orders if kits are not needed.
- Store vaccine in original cartons and protect from light
- See CDC's [COVID-19 Vaccine Product Guide](#) for details about vaccines, kits, dimensions, PPE & needle sizes or [COVID-19 comparison guide](#)

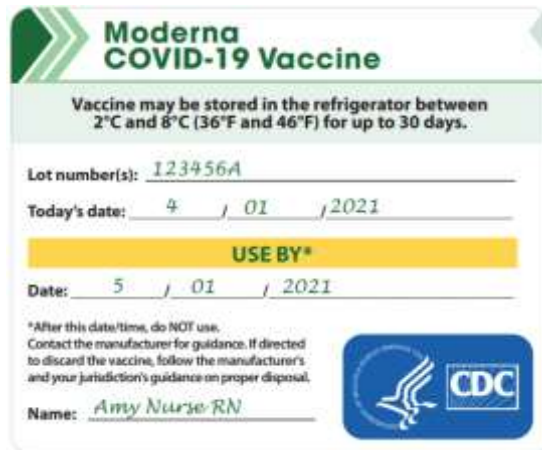
### Freezer Storage (till expiration)

Vaccine may be stored in a freezer between -50°C and -15°C (-58°F and 5°F) **until expiration**. Do not store with dry ice or below -50°C (-58°F).

These temperatures are within the appropriate range for routinely recommended vaccines but the temperature range for this vaccine is tighter. If storing the vaccine in a freezer with routinely recommended vaccines, carefully adjust the freezer temperature to the correct temperature range for this vaccine.

## Refrigerator Storage (up to 30 days)

- **Unpunctured vials** may be stored in the refrigerator between 2°C and 8°C (36°F and 46°F) for up to **30 days**
- Thawed vaccine cannot be refrozen
- Carefully track cumulative time vials are refrigerated using [Moderna's beyond-use date \(BUD\) labels](#)
- After 30 days, remove any remaining vials from the refrigerator and report as wasted and dispose of using [this guidance](#)
- **Punctured vials** may be stored between 2°F and 25°C (36°F and 77°F) for up to **12 hours**



## TagAlert Indicator

The TagAlert Indicator will alert you if vaccines were exposed to out-of-range temperatures during transit.

Left arrow points to **Green Check Mark** if vaccines are ready for use; vaccines are ready to use

Right arrow points to **Red X** and numbers 1 and/or 2 are visible indicates a temperature alarm has been triggered; quarantine vaccines and report the shipping incident (see instructions below)



## Moderna Expiration Dates

For Moderna, scan QR code on outer carton, or [look up expiration dates online](#).

Determining when a vaccine or diluent expires is a critical step in proper storage and handling. All vaccines have expiration dates. For COVID-19 vaccines, expiration dates may change as more stability data become available.

Email [no-reply@emailupdates.cdc.gov](mailto:no-reply@emailupdates.cdc.gov) to receive auto-generated email updates for COVID-19 Lot Number Expiration Date Reporting. Use CDC's [expiration date tracker](#) to record updated expiration dates.

Do not dispose of vaccine without ensuring the expiration date has passed.

## Key Notifications

Providers will receive notifications regarding orders and deliveries from various senders. Add these senders to your contact list and work with your IT staff to include in your organization’s email whitelist. Whitelisting ensures that emails are not filtered to “junk” and reach the intended recipient. For an updated list critical systems and senders, please refer to [Critical Systems & Senders](#).


## Resources


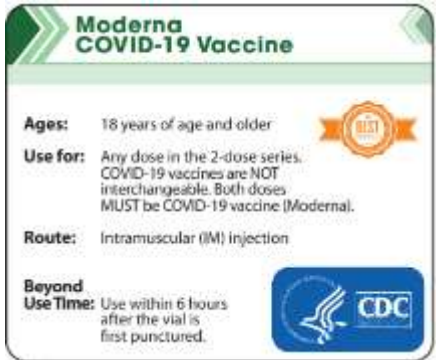

Resources will be posted to EZIZ’s COVID-19 Vaccine Management resources as they become available.

- CDC’s [Moderna COVID-19 Vaccine](#) (EUA, clinical considerations, FAQs, ACIP recommendations)
- [Moderna Website & Resources](#)
- [Storage and Handling Summary](#)
- [Beyond Use Date/Time \(BUD\) Tracking Label for Refrigerator](#)
- [Storage and Handling Labels](#)
- [McKesson Vaccine Shipper Return Instructions](#)

## Instructions

Follow these instructions to receive and store Moderna vaccine.

Step	Description	Image
1.	Examine the shipment for signs of damage.  a) <a href="#">Report shipment incident</a> (if shipping container appears damaged, has been tampered with, or the seal is broken) and await guidance.	
2.	Open the box and remove TagAlert Temperature Monitor from box (placed in the inner box next to vaccine).	
3.	Press and hold the <b>Start &amp; Stop</b> button until the STOP icon appears.	

4.	<p>Read Indicator Status to determine if the appropriate temperature was maintained during transit.</p> <ul style="list-style-type: none"> <li>Left arrow points to a green checkmark: The vaccine is ready to use. Store the vaccine at proper temperatures immediately.</li> <li>Right arrow points to a red X: The numbers 1 and/or 2 will appear in the display. Store the vaccine at proper temperatures and label DO NOT USE; <a href="#">report shipment incident</a> if a temperature excursion occurred.</li> </ul>	 <p>INSTRUCTIONS FOR CONFIRMING PROPER SHIPPING TEMPERATURES USE ONLY FOR COVID-19 VACCINE</p>
5.	<p>If vaccine is ready to use: Transfer vial trays to your storage unit.</p> <p><b>If storing vaccine in a freezer:</b></p> <ul style="list-style-type: none"> <li>Store between -50°C and -15°C (-58°F and 5°F) until expiration</li> <li>Use <a href="#">Vaccine Storage and Handling Labels</a>.</li> </ul>	 <p><b>Moderna COVID-19 Vaccine</b></p> <p><b>Ages:</b> 18 years of age and older</p> <p><b>Use for:</b> Any dose in the 2-dose series. COVID-19 vaccines are NOT interchangeable. Both doses MUST be COVID-19 vaccine (Moderna).</p> <p><b>Route:</b> Intramuscular (IM) injection</p> <p><b>Beyond Use Time:</b> Use within 6 hours after the vial is first punctured.</p> <p>CDC</p>
	<p><b>If storing vaccine in a refrigerator:</b></p> <ul style="list-style-type: none"> <li>Store between 2° to 8°C (36° to 46°F) for up to <b>30 days</b>.</li> <li><a href="#">Label with Beyond Use Date</a> (BUD) of 30 days from date transferred to refrigerated temperatures.</li> </ul>	 <p><b>Moderna COVID-19 Vaccine</b></p> <p>Vaccine may be stored in the refrigerator between 2°C and 8°C (36°F and 46°F) for up to 30 days.</p> <p>Lot number(s): 2239564</p> <p>Today's date: 4 / 01 / 2021</p> <p><b>USE BY*</b></p> <p>Date: 5 / 02 / 2021</p> <p>*For this date to be effective, CDC and the manufacturer must be notified of the use. Please refer to the manufacturer's and your state's regulations on COVID-19 vaccine.</p> <p>Name: Amy Nourse RN</p> <p>CDC</p>
6.	<p>Compare packing list and order to the contents of the cooler; <a href="#">report any discrepancies</a> immediately.</p>	
7.	<p>Return small shipper following <a href="#">McKesson's return instructions</a>.</p> <ul style="list-style-type: none"> <li>Give the cooler to your regular UPS delivery person for return or call 1-800-PICK-UPS to schedule a pickup.</li> <li>Dispose of medium and large shippers and packing materials.</li> </ul>	


## Report Shipment Incidents

Report shipment incidents for vaccine or kits (including product viability, damage or packing slip discrepancies) the same day the shipment arrived at the office. (See [Reporting Shipment Incidents](#).)

# Shipper Return Policy

Please do not return anything in the box (no syringes, needles, empty vaccine vials, etc.). Give the cooler to your regular UPS delivery person for return or call 1-800-PICK-UPS to schedule a pickup from your location. Please contact McKesson Customer Care if you have questions about returning the EcoFlex shipper.


**PLEASE RETURN - DO NOT DISPOSE**



**Step 1** – Open shipper and remove the top Koolit PCM gel pack(s).



**Step 2** – Remove the vaccine from the inner corrugated box.



**Step 3** – Ensure the inner corrugated box is back in the EcoFlex shipping system. **IMPORTANT** – this will help prevent damage during return.



**Step 4** – Place the top Koolit PCM gel pack(s) back on top. **IMPORTANT** – this will help prevent damage during return.



**Step 5** – Fold in the original outer flaps. Fold in the remaining flaps with return shipping label exposed. Tape seams.



**Step 6** – Give it to UPS to return for reuse.